

Welcome & Introductions

Today's Proceeds Support:



Our Mission

*To Publicly Honor and Remember Every American Fallen Service Member
and Recognize the Enduring Sacrifice of Every Family*

<https://honorandremember.org/>



Hydi Webb

Port Director

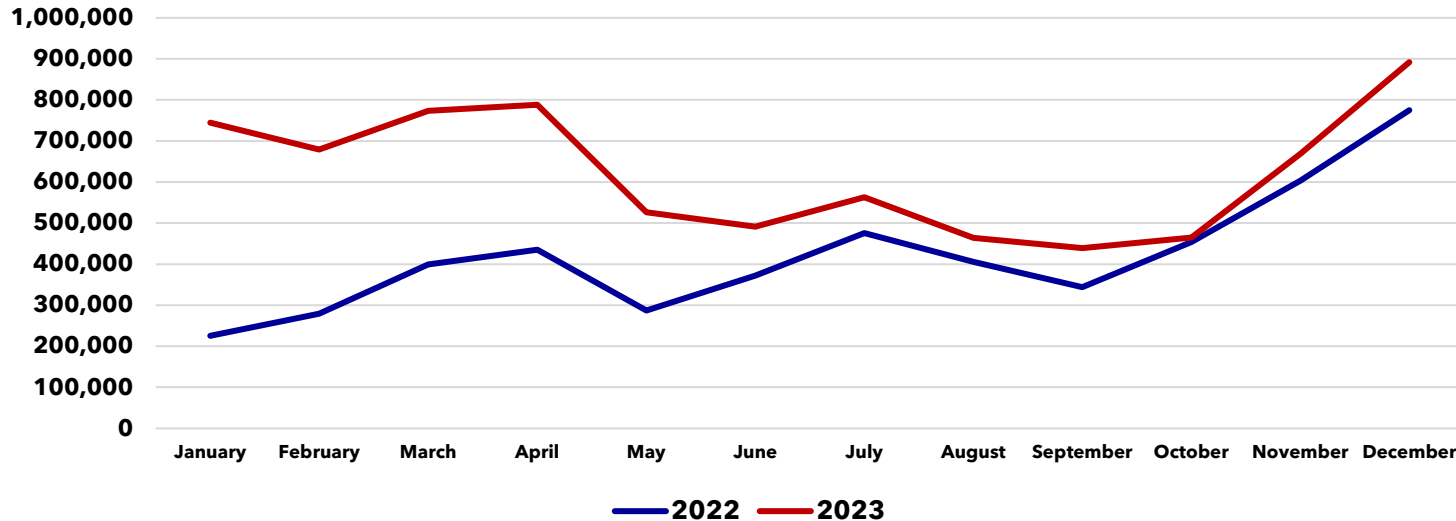
PortMiami



Total Passengers			
	2019	2022	2023
Passengers	6,749,469	5,055,342	7,492,991
			(+48.2%)

**ALL-TIME
RECORD**

Monthly Passenger Volume - 2023 vs 2022





Julissa Kepner

GMCVB Board Chair

General Manager

Miami Marriott Biscayne Bay



NATIONAL **TRAVEL & TOURISM** WEEK

MAY 19-25, 2024

>NTTW
NATIONAL TRAVEL & TOURISM WEEK
MAY 19-25, 2024

**TRAVEL:
POWERING
THE ECONOMY.
CONNECTING
AMERICA.**

**TRAVEL IS ESSENTIAL
TO EVERY COMMUNITY. EVERY INDUSTRY.**

>NTTW
NATIONAL TRAVEL & TOURISM WEEK
MAY 19-25, 2024

**CELEBRATING WHAT
TRAVEL MEANS
TO COMMUNITIES
NATIONWIDE.**

>NTTW
NATIONAL TRAVEL & TOURISM WEEK
MAY 19-25, 2024

TRAVEL

CREATING A
\$2.8 TRILLION
ECONOMIC FOOTPRINT

GENERATING
\$1.3 TRILLION
IN SPENDING

SUPPORTING
15 MILLION
AMERICAN JOBS

>NTTW
NATIONAL TRAVEL & TOURISM WEEK
MAY 19-25, 2024

TRAVEL:
ONE INDUSTRY, A
\$2.8 TRILLION
ECONOMIC FOOTPRINT

>NTTW
NATIONAL TRAVEL & TOURISM WEEK
MAY 19-25, 2024

THE POWER OF TRAVEL:

\$2.8 TRILLION
ECONOMIC FOOTPRINT

2.5%
OF THE U.S. GDP

15 MILLION
AMERICAN JOBS

>NTTW
NATIONAL TRAVEL & TOURISM WEEK
MAY 19-25, 2024

Why Tourism Matters in Miami-Dade County

DIRECT SPEND

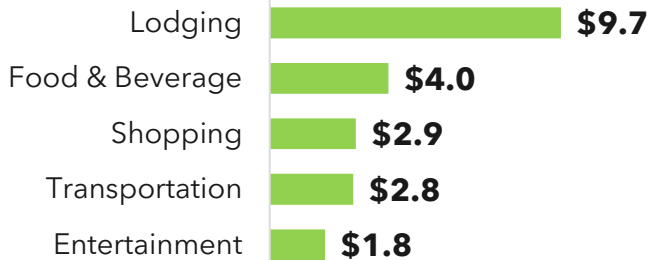
27.2M

Visitors to Miami-Dade County in 2023

\$21.2B

in Visitor Spending in
Miami-Dade County

Visitor spending by category (\$ Billions)



ECONOMIC IMPACT

\$29.7B

Including direct spend, indirect
spend and induced



9%

of Miami-Dade County's GDP
driven by tourism



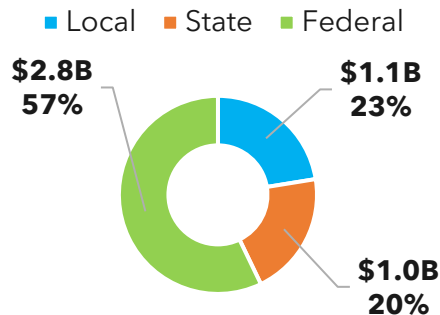
Supports +200,000 Jobs

10% of Jobs in Miami-Dade County;
136 Visitors = 1 job

TOTAL TAXES

\$4.98B

generated by visitors to
support resident quality of life;
32% of all sales tax



Miami-Dade Resident Savings

\$786 per resident
\$2,233 per household
via State and Local Taxes

Thank You All



Mayor Daniella Levine Cava
Miami-Dade County



Mayor Francis Suarez

City of Miami



Mayor Steven Meiner

City of Miami Beach



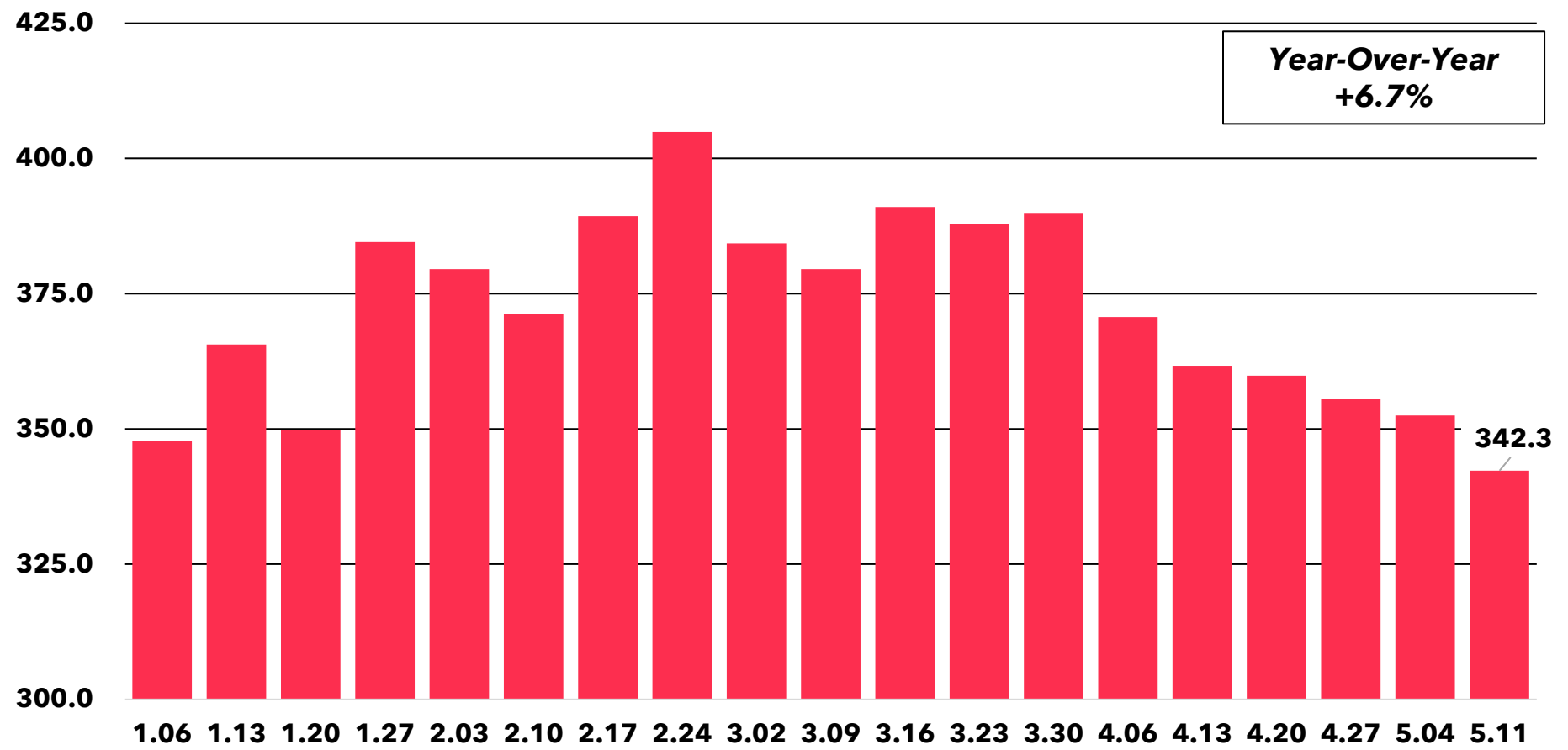
Senator Ana Maria Rodriguez

State of Florida - District 39

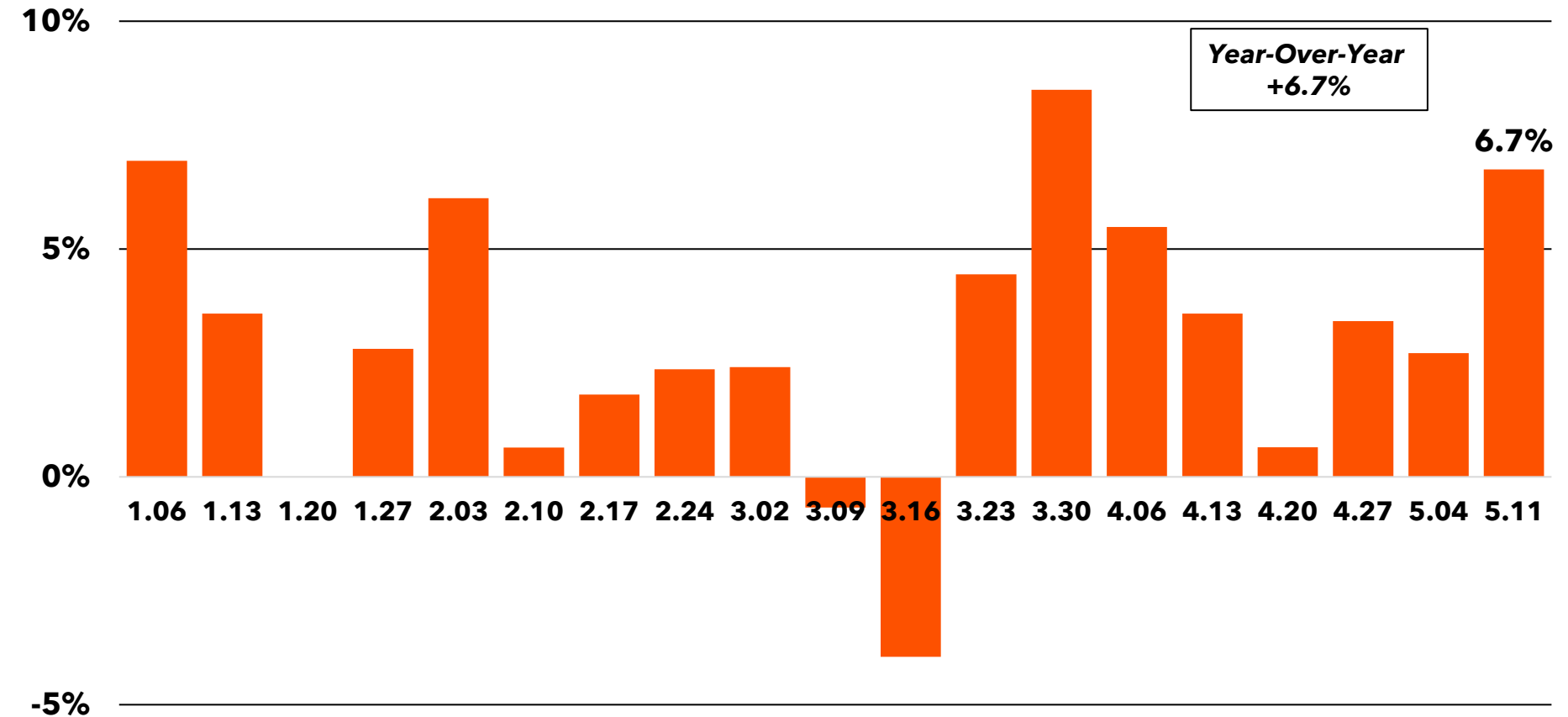
Chair - Miami-Dade Delegation

How are we doing?

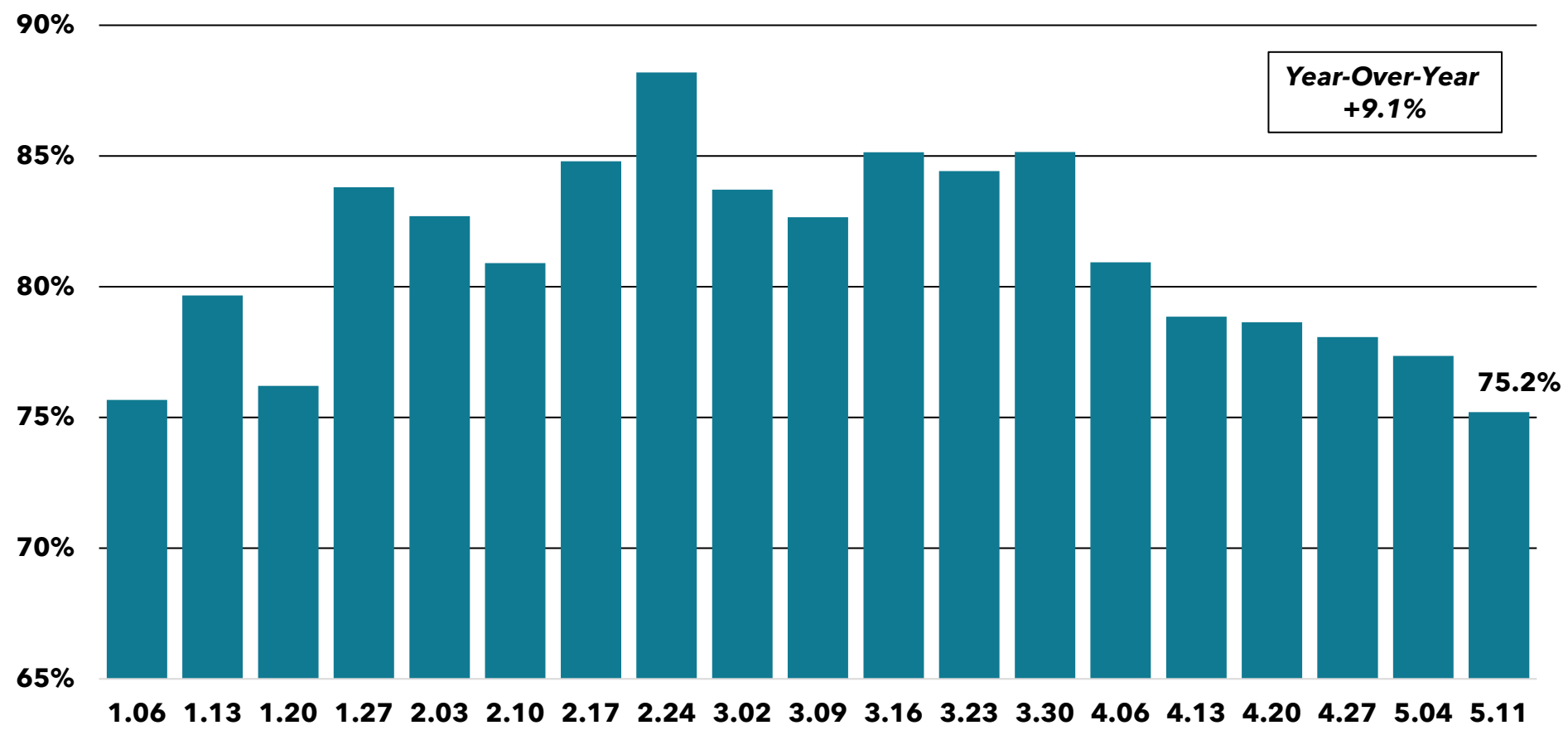
Miami-Dade County Weekly Demand (in 1,000s)



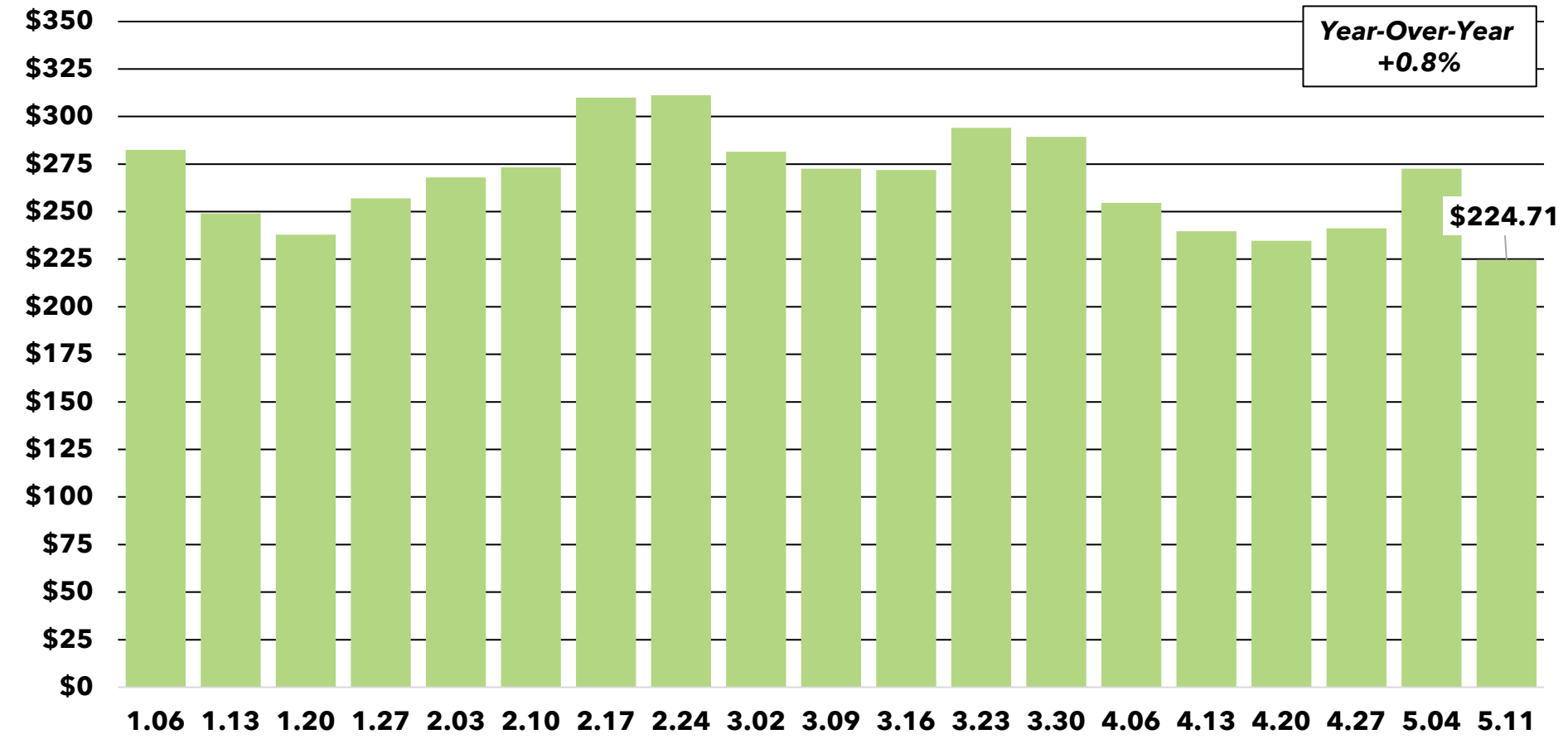
Miami-Dade County Weekly Demand % Change - Year Over Year



Miami-Dade County Weekly Occupancy (%)



Miami-Dade County Weekly Average Daily Rate (ADR)



Top 25 Hotel Markets - Occupancy

Rank	January - April 2024	Occupancy	
		%	% Chg
1	Miami-Dade	81.1%	3.6%
2	Las Vegas	80.5%	0.5%
3	Oahu Island	79.5%	2.2%
4	New York	77.2%	4.1%
5	Phoenix	76.9%	0.2%
6	Orlando	76.0%	-3.6%
7	Tampa	75.9%	-3.5%
8	San Diego	71.9%	0.0%
9	Los Angeles	68.8%	-2.5%
10	Anaheim	68.1%	-1.2%
11	New Orleans	66.7%	4.2%
12	Dallas	65.9%	-2.8%
13	Boston	65.5%	6.2%
14	Washington, D.C.	64.9%	2.9%
15	Nashville	64.8%	-4.2%
16	Atlanta	64.0%	-3.6%
17	Seattle	62.5%	6.5%
18	Denver	62.3%	-1.6%
19	Houston	62.2%	-0.2%
20	San Francisco	60.2%	-1.9%
21	Philadelphia	58.0%	4.2%
22	Saint Louis	54.7%	0.0%
23	Chicago	54.7%	1.7%
24	Detroit	53.4%	-1.4%
25	Minneapolis	50.2%	0.3%

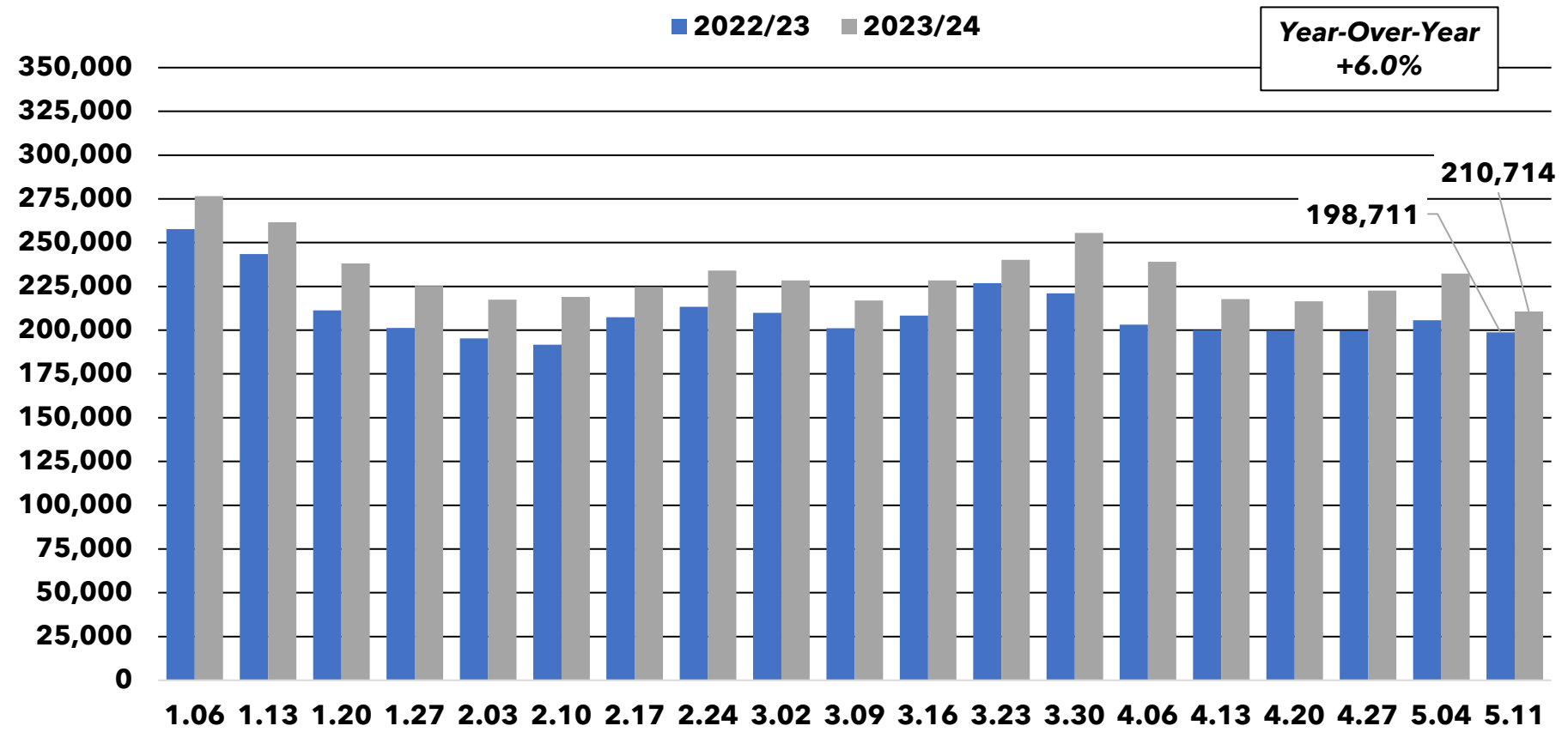
Top 25 Hotel Markets - ADR

Rank	January - April 2024	ADR	
		\$	% Chg
1	Oahu Island	\$281.66	3.3%
2	Miami-Dade	\$266.80	-0.9%
3	New York	\$248.69	5.3%
4	San Francisco	\$226.26	-3.9%
5	Phoenix	\$216.49	-3.3%
6	Orlando	\$212.56	-0.4%
7	Las Vegas	\$211.06	8.1%
8	Anaheim	\$204.16	0.6%
9	Tampa	\$197.62	-1.1%
10	San Diego	\$197.46	0.8%
11	Boston	\$192.20	3.5%
12	Los Angeles	\$191.15	-2.7%
13	Washington, D.C.	\$184.34	3.8%
14	New Orleans	\$182.06	-3.5%
15	Nashville	\$170.53	-1.8%
16	Seattle	\$150.42	1.5%
17	Philadelphia	\$141.29	2.3%
18	Denver	\$135.04	2.1%
19	Chicago	\$134.47	-0.8%
20	Dallas	\$132.78	5.1%
21	Minneapolis	\$125.46	3.2%
22	Atlanta	\$125.14	-1.4%
23	Saint Louis	\$121.43	3.3%
24	Houston	\$119.53	2.9%
25	Detroit	\$117.71	3.5%

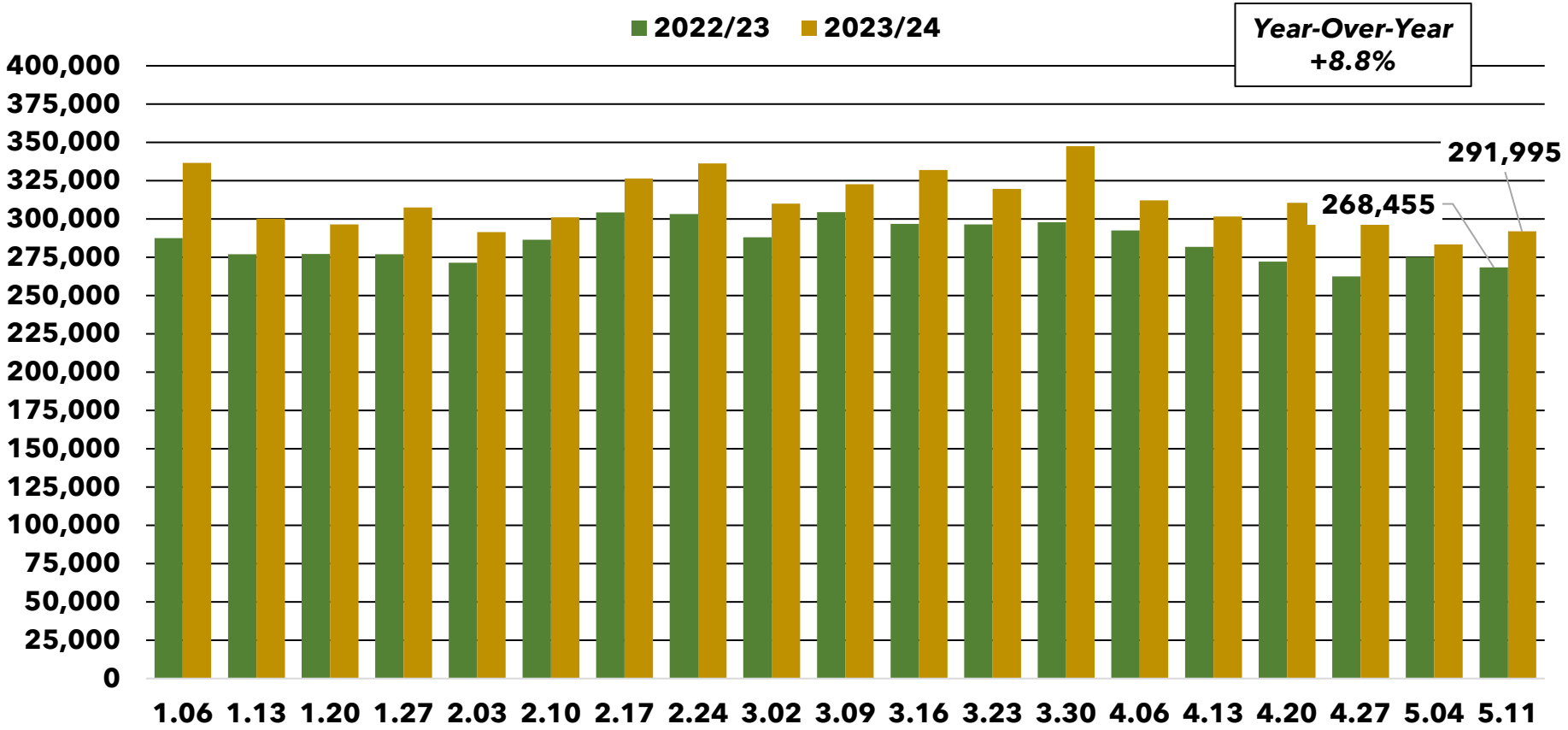
Top 25 Hotel Markets - RevPAR

Rank	January - April 2024	RevPAR	
		\$	% Chg
1	Oahu Island	\$223.86	5.5%
2	Miami-Dade	\$216.50	2.7%
3	New York	\$192.01	9.7%
4	Las Vegas	\$169.84	8.7%
5	Phoenix	\$166.46	-3.1%
6	Orlando	\$161.47	-4.0%
7	Tampa	\$149.97	-4.5%
8	San Diego	\$141.93	0.8%
9	Anaheim	\$138.94	-0.6%
10	San Francisco	\$136.32	-5.8%
11	Los Angeles	\$131.43	-5.1%
12	Boston	\$125.85	9.9%
13	New Orleans	\$121.49	0.6%
14	Washington, D.C.	\$119.69	6.7%
15	Nashville	\$110.51	-5.9%
16	Seattle	\$94.07	8.1%
17	Dallas	\$87.45	2.1%
18	Denver	\$84.15	0.4%
19	Philadelphia	\$81.89	6.6%
20	Atlanta	\$80.11	-4.9%
21	Houston	\$74.37	2.7%
22	Chicago	\$73.53	0.8%
23	Saint Louis	\$66.40	3.3%
24	Minneapolis	\$63.03	3.5%
25	Detroit	\$62.91	2.1%

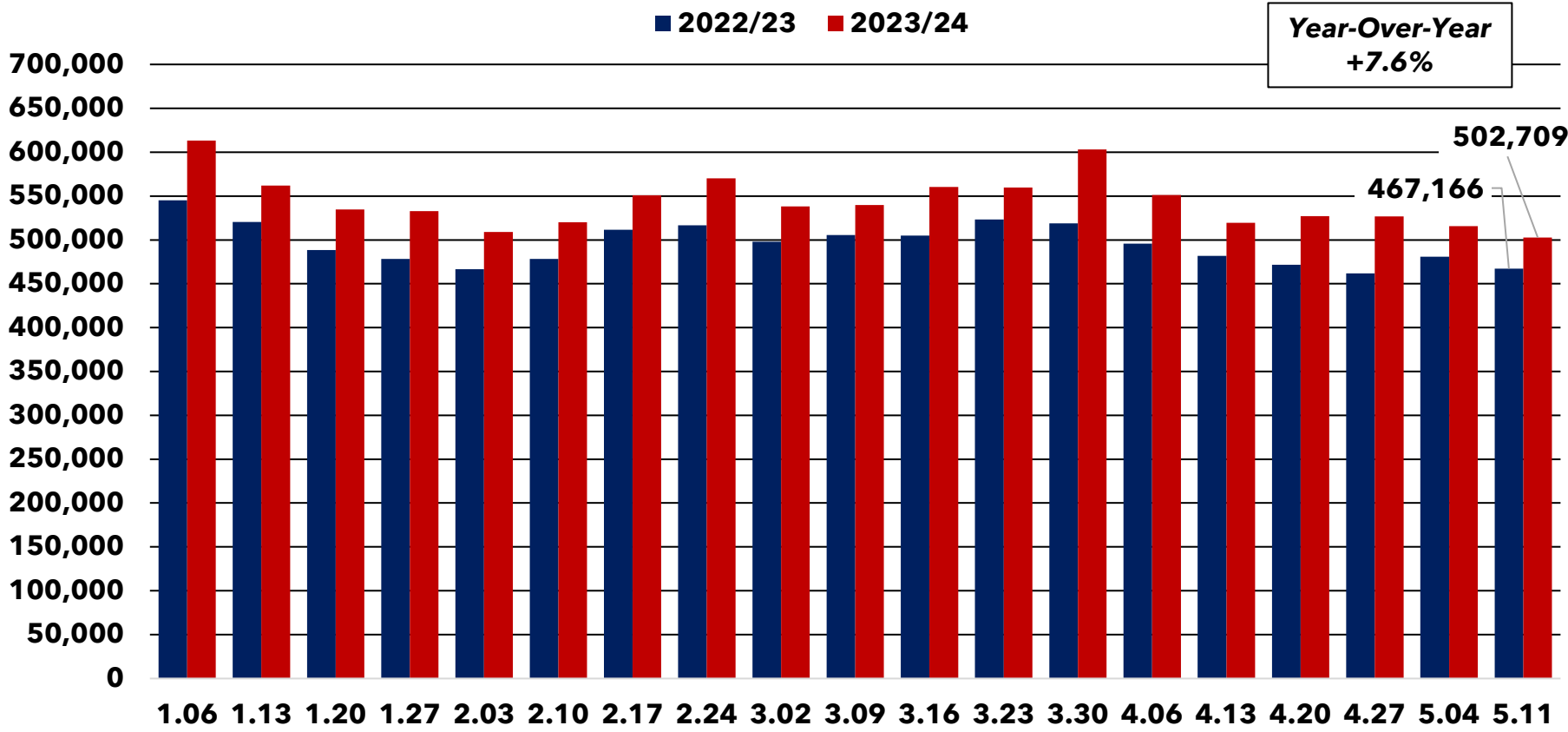
Miami International Airport - Weekly International Arrivals



Miami International Airport - Weekly Domestic Arrivals



Miami International Airport - International + Domestic Arrivals





2023 - Another Record Year

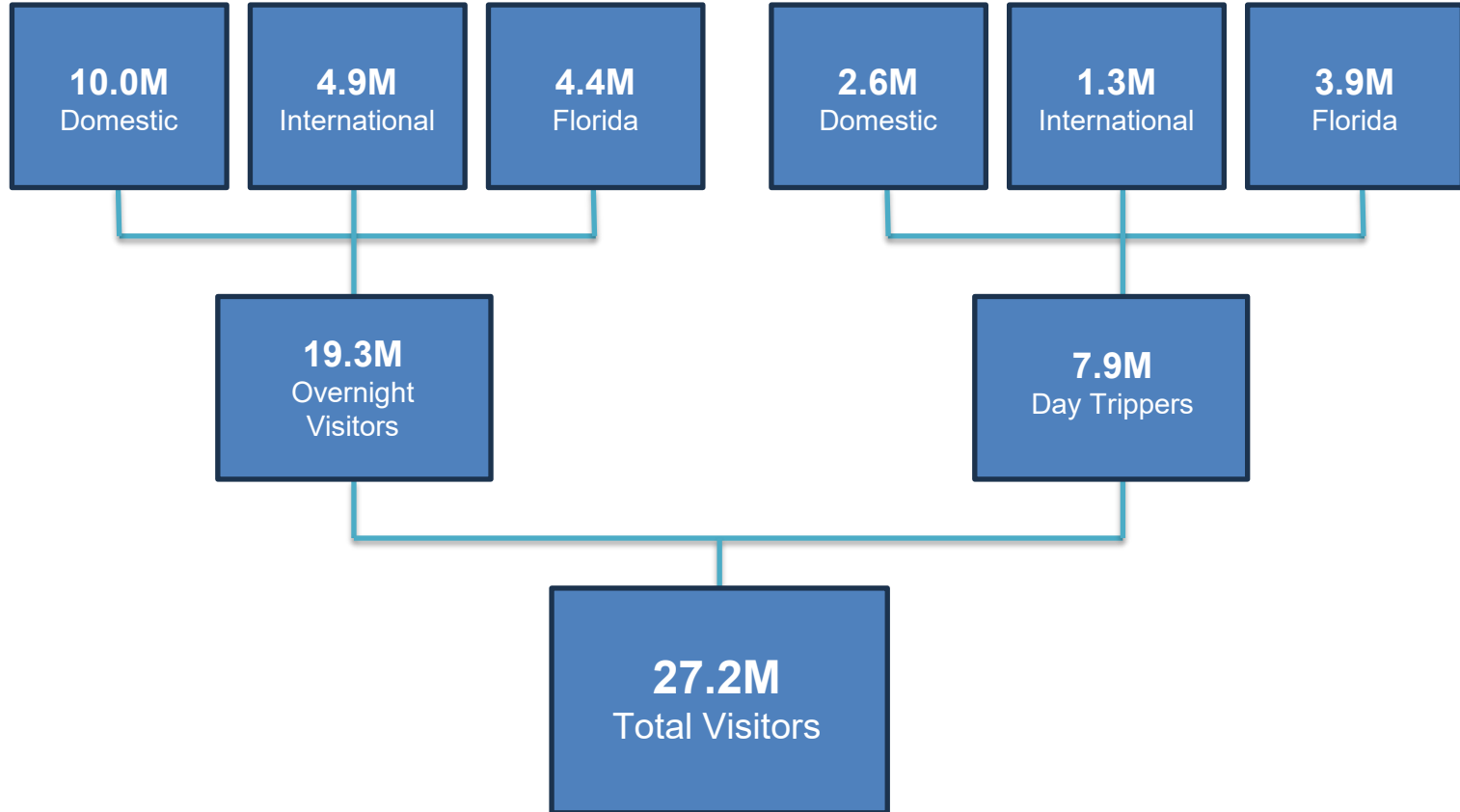
52.3 million total passengers (+3.2%)

Highest-ever passenger count / 2nd consecutive record year

23.2 million international travelers (+8.5%)

2023 In Review

Greater Miami and Miami Beach Visitors - 2023

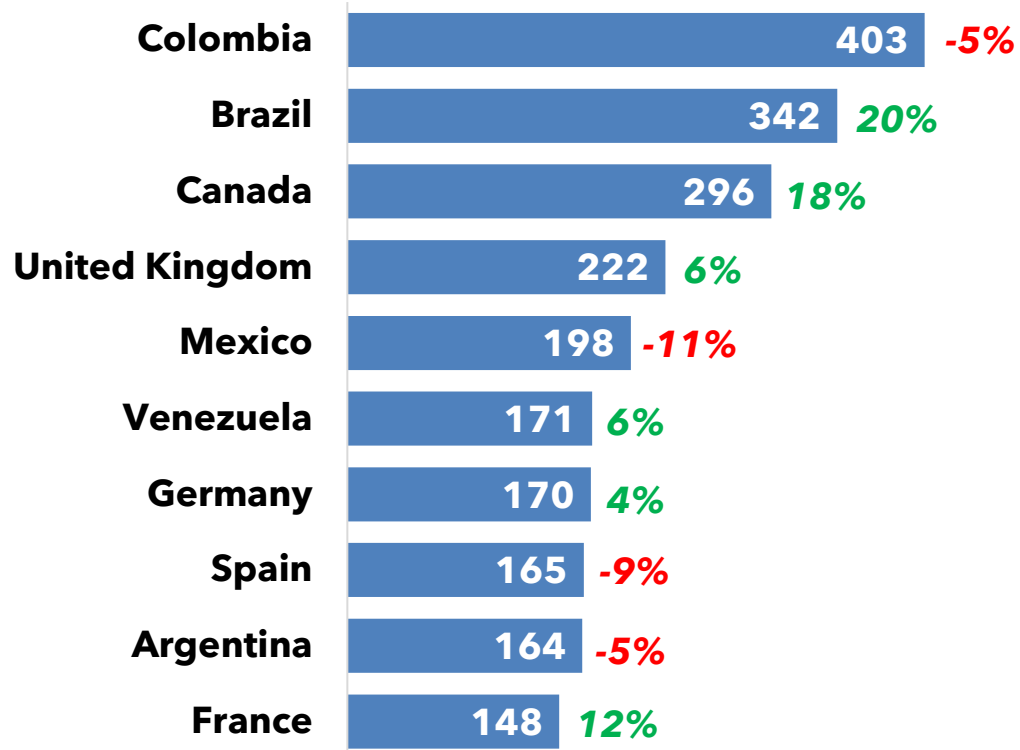


Greater Miami & Miami Beach Visitors (1,000s)

	2020	2021	2022	2023	2023 v 2022
Domestic Overnight Visitors	4,328	8,719	10,369	10,031	-3%
International Overnight	1,842	3,747	4,743	4,905	3%
Florida Resident Overnight Visitors	1,708	3,450	4,057	4,362	8%
<i>Total Overnight Visitors</i>	<i>7,877</i>	<i>15,915</i>	<i>19,169</i>	<i>19,298</i>	<i>1%</i>

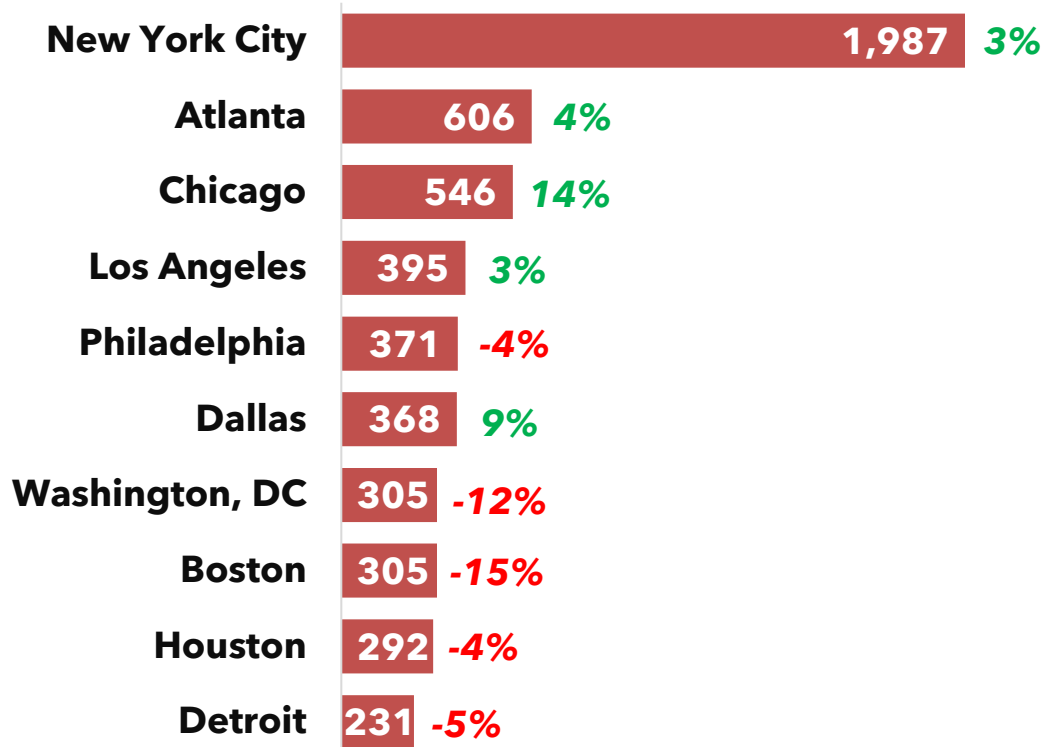
2023 Top 10 International Overnight Visitor Markets

(in 1,000s)



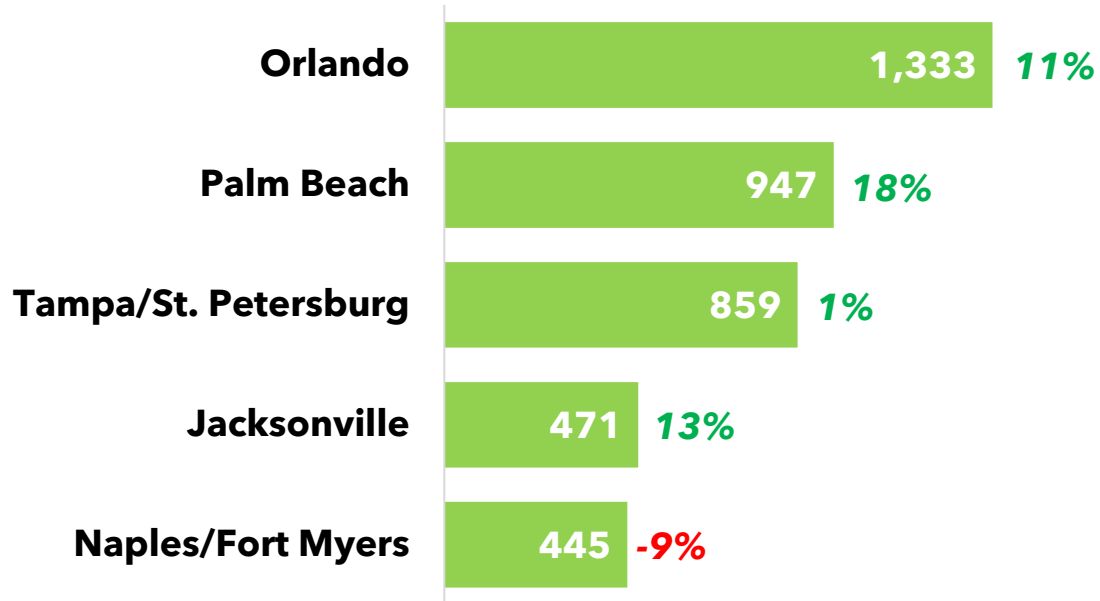
2023 Top 10 Domestic Overnight Visitor Markets

(in 1,000s)



2023 Top 10 Florida Resident Overnight Markets

(in 1,000s)



2023 Visitor Spend

Total Visitor Spend					
Segment	2020 (\$B)	2021 (\$B)	2022 (\$B)	2023 (\$B)	Variance to 2022 (%)
Domestic	\$4.1	\$9.8	\$11.4	\$10.7	-6%
International	\$2.5	\$6.5	\$6.1	\$6.6	10%
FL Resident	\$1.3	\$3.0	\$3.4	\$3.8	14%
Total	\$7.9	\$19.2	\$20.8	\$21.1	2%

GREATER MIAMI & MIAMI BEACH 2023 VISITOR INDUSTRY OVERVIEW

VISITOR PROFILE • ECONOMIC IMPACT • HOTEL PERFORMANCE • JOBS



PRESENTED BY:

MIAMI
GREATER MIAMI & MIAMI BEACH


GREATER MIAMI
CONVENTION &
VISITORS BUREAU



Thank You Partners

Partnership Update - Oct 2023 to Apr 2024

New Partners to Date



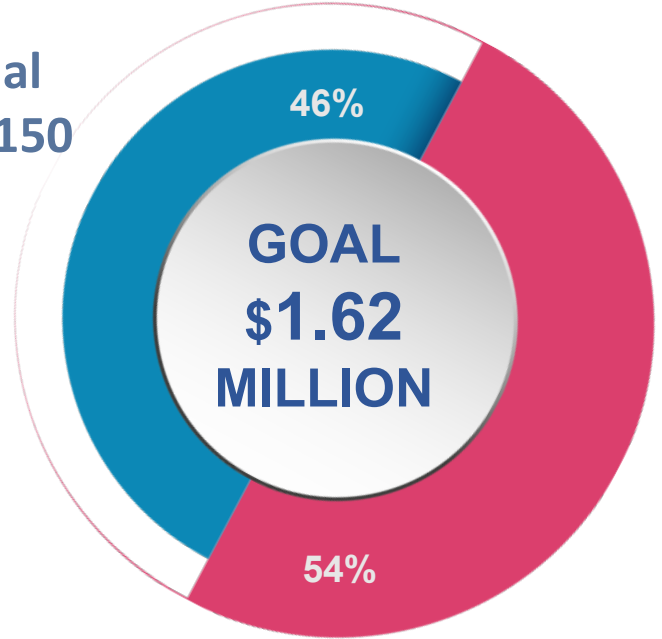
Goal 200

Actual 91

45% of Goal

Partner Dues Revenue to Date

Actual
\$750,150



GOAL
\$1.62
MILLION

46% of Goal

*1,065 Partners
as of May 1*

New Members since October 1, 2023 - Welcome!

ABACUS 305, LLC ♦ Bridges Cinema ♦ Burgermeister Brickell ♦ Carbone Miami ♦ Casa Ocean ♦ Catalyst Companies ♦ Centner Wellness Centner Wellness Edgewater ♦ Chateau ZZ's ♦ Colony Hotel ♦ Contessa Miami ♦ Creative Focus Photography & Video ♦ Dapango Technologies ♦ David Ensignia Tennis Academy ♦ Destination Concepts ♦ DiLido Beach Club ♦ Dirty French Steakhouse ♦ Dos Croquetas Calle Ocho ♦ Edan Bistro ♦ EP Yachting ♦ Family Fresh ♦ Fever ♦ FilmGate Miami ♦ Flying Arrow Productions ♦ Friends of Cape Florida Inc ♦ FURIOSA Productions ♦ Gale Miami Hotel & Residences ♦ Ground Up Music Festival ♦ Grove Bay Hospitality Group ♦ Hampton Inn Miami Airport East ♦ Hydrology Wellness ♦ Intersections Public Relations & Global Communications ♦ Isaie "Zeek" Mathias ♦ Jimmy Buffett's Margaritaville ♦ JP Consulting Group1 Staffing ♦ Key2MIA ♦ Kissaki Sushi ♦ Kreativ Myndz Events ♦ Life In Colors ♦ Love of Urban Design® (LOUD) ♦ Lucky Strike + Bowlero ♦ Lux MedSpa – Brickell ♦ Mercato di Mare ♦ Miami Friendors ♦ Miami Vibes Magazine ♦ Moxy Wynwood Hotel ♦ Museum of Sex ♦ Nassau Suite Hotel ♦ North Italia – Aventura ♦ One K ♦ ORO ♦ Osteria del Mar ♦ Passin Miami ♦ Patch of Heaven Sanctuary ♦ Pinstripes Aventura ♦ Pinstripes Coral Gables ♦ Pisco y Nazca Coral Gables ♦ Pixel Swarm Drones ♦ Pixis Drones ♦ PRA South Florida ♦ Privai Spa + Fitness ♦ Pura Vida Miami ♦ Puttery ♦ Rare Velvet Art ♦ Redfarm Miami ♦ Rishtedar ♦ Sabelle's Coconut Grove ♦ Salty Flame ♦ Sanctuary MIMO ♦ SGM Meetings Solution ♦ Silver Mirror Facial Bar Coral Gables ♦ SIXT Rent a Car ♦ Sky SEO Digital ♦ Sobefy eCommerce Agency ♦ Soho Beach House ♦ Sonder The Deco ♦ Sonesta Miami Airport ♦ Soufly Chicken ♦ South Florida Regional Transportation Authority/Tri♦Rail ♦ Taquerias El Mexicano and Los Altos ♦ The Amalfi LLama ♦ The Brand Advocates, Inc. ♦ The Break Room Miami ♦ The Dirty Rabbit Group ♦ The Escape Game Miami ♦ The FRIENDS Experience: The One in Miami ♦ The Hampton Social ♦ Brickell Miami ♦ The Henry ♦ The Major Food Events Space ♦ Thierry Isambert Culinary and Event Design ♦ Trip.com Travel Singapore PTE LTD ♦ Viator ♦ Vida & Estilo Hospitality Group ♦ Video Mix TV ♦ Vilebrequin La Plage ♦ Vinya Wine & Market ♦ Wild Lime Adventures ♦ WTE Miami ♦ World Travel Expo ♦ Wynwood Walls ♦ Zaytinya South Beach ♦ ZZ's Members Club

Corporate Partners

Adrienne Arsht Center
FOR THE PERFORMING ARTS OF MIAMI-DADE COUNTY



BERKSHIRE
HATHAWAY | EWM
HOMESERVICES REALTY

FAENA



BRICKELL
CITY CENTRE



MIAMI
DESIGN
DISTRICT



Corporate Partners





THE 31ST ANNUAL H.O.T. CHALLENGE GOLF TOURNAMENT

Friday, May 17, 2024 • 8 a.m. Shotgun Start
JW Marriott Miami Turnberry Resort & Spa



H.O.T. Challenge Sponsors

PLATINUM - \$10,000



SILVER - \$5,000

AVOQ
Carnival Cruise Line
Loews Miami Beach Hotel

Miles Partnership
Show Technology
United Airlines

BRONZE - \$3,800

AKA Hotels
Andaz Miami Beach
Balsera
Beacon Council
The Betsy Hotel
Big Brothers Big Sisters
Black Owned Media Alliance
Brown & Brown Insurance
Southeast Overtown/Park West CRA
ETHOS Event Collective
EXPEDIA, Inc.
First Horizon

FIU Chaplin School of Hospitality
Fontainebleau Development
Goldman Properties
Greater Miami Chamber of Commerce
Greater Miami & the Beaches Hotel Association
Greenberg Traurig
Hilton Cabana Miami Beach
Homestead Miami Speedway
InterContinental Miami
Joe's Stone Crab
JRM Construction Management
JW Marriott Miami Turnberry Resort & Spa
Marriott Miami Biscayne Bay

Miami Beach Chamber of Commerce
Miami Dolphins
Miami Lakes Hotel
Miami Marlins
Ocean Bank
Orange Bowl Committee
Nobu Eden Roc
RBB
Royal Palm South Beach Miami
RSM
Sunny Isles Beach Tourism & Marketing Council
Vaughan Nelson

HOT Challenge Record Fundraising - \$230,000



**What are
you
thinking?**

**Take out your
phone and
scan this QR
code now.**






**What word best defines
Greater Miami & Miami Beach
as a premier visitor
destination?**



What is Greater Miami & Miami Beach's greatest asset to attract visitors?



What is needed for Greater Miami & Miami Beach to reach its full potential as an elite visitor destination?




What event generates the most impactful brand awareness for Greater Miami & Miami Beach?



**Greater Miami & Miami Beach's
future is....?**



WHY?



What is the most important thing that the GMCVB should focus on?

Keys to Success



MIAMI BEACH
CONVENTION CENTER



New Miami Beach Convention Center City-Wide Bookings

October 2023 through end of May 2024



The Basketball Alliance Florida Championship Tournament

Dates: March 1-2, 2024

Total Room Nights : 1,970



Adobe MAX - the Creativity Conference 2024

Dates: October 9-17, 2024

Total Room Nights: 16,628



commercetools
Next generation commerce

Commerce Week

Dates: April 14-18, 2024

Total Room Nights: 1,128

**Biostimulants
World Congress**

Biostimulants World Congress

Dates: November 12-17, 2025

Total Room Nights: 1,380



Food Hospitality LATAM 2024

Dates: September 15-19, 2024

Total Room Nights: 3,616



iConnections

iConnections Global Arts

Dates: January 23 - February 1, 2025

Total Room Nights: 6,680

New Miami Beach Convention Center City-Wide Bookings

October 2023 through end of May 2024 (continued)



American Express/Pacesetters

Dates: May 1-10, 2025

Total Room Nights: 3,439



Water Quality Association Annual Conference

Dates: April 28-20, 2026

Total Room Nights: 2,900



Connect Marketplace 2025

Dates: August 25-27, 2025

Total Room Nights: 4,710



Xponential 2027

Dates: May 18-20, 2027

Total Room Nights: 4,256



eXpCon 2025

Dates: October 17-24, 2025

Total Room Nights: 13,305

Special Announcement



Shawn Dunlap

1st VP of Florida State Lodge
Fraternal Order of Police

Special Events Chair
2025 Biennial Natl. Conference & Expo



Fraternal Order of Police 2025 Biennial National Conference & Expo

Dates: 08/03-06/2025

Total Room Nights: 9,600

Attendees: 5,000

Economic Impact: \$13,600,448.87

New Miami Beach Convention Center City-Wide Bookings

Tentative to Close by end of May 2024

Event Name	Start Date	End Date	Peak	Rooms	Attendees	Economic Impact
Confidential	09/20/2026	10/04/2026	3,292	21,635	8,000	\$86,838,419.19

Total Miami Beach Convention Center Production

October 2023 by end of May 2024



Total Definite Bookings: 13 (85% of goal)

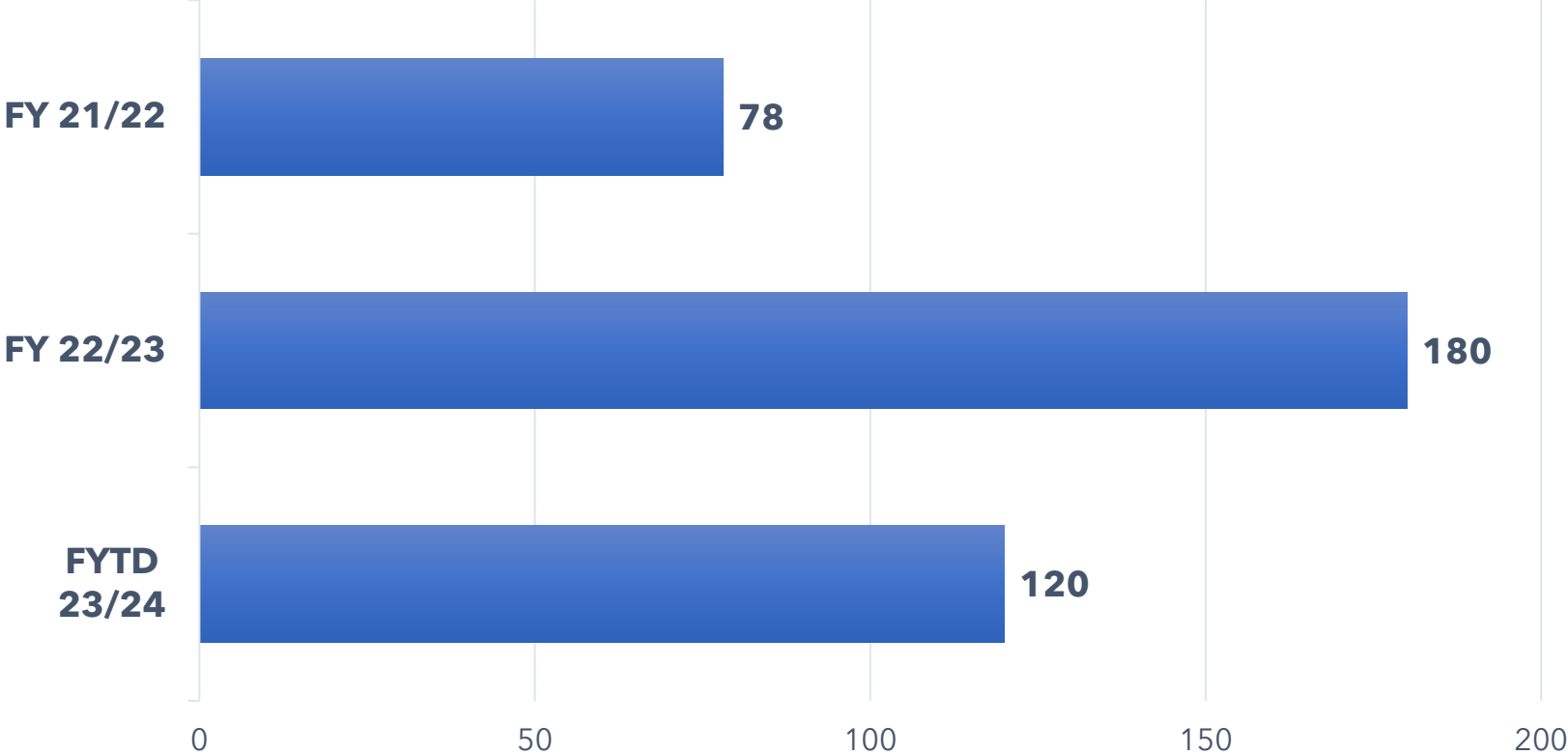


Total Room Nights: 91,247 (107% of goal)



Total Economic Impact: \$195,640,000

Miami Beach Convention Center Tentative Leads



In-Hotel Sales Production

October 2023 through end of May 2024



Total Sales Leads: 2,039 (62% of goal)



Total Definite Bookings: 408 (63% of goal)



Total Room Nights: 228,391 (63% of goal)

Miami Beach Convention Center Annuals

#	Account Name	Meeting Name	Dates	Peak	Room Nights
1	MCH Basel Exhibition Ltd. (Art Basel)	Art Basel Miami Beach	December	1,800	8,000
2	Emerald Expositions, LLC (OMBAS)	Antique Show	January	200	1,325
3	Informa Markets	Tissue World	February	700	2,500
4	Informa Markets	Miami International Boat show	February	1,531	8,336
5	Informa Markets	Aesthetic & Anti-Aging Medicine World	February	205	615
6	Jewelers International Showcase JIS	Spring Jewelers International Showcase	March	1,500	4,750
7	Informa Markets	Seatrade Cruise Global	April	2,500	10,500
8	eMerge Americas, LLC	eMerge Americas (EME232)	April	242	604
9	Terrapinn (NY)	Aviation Festival	May	200	475
10	Elite Exhibitions (Cruise Ship Interiors)	Elite Exhibitions-Cruise Ship Interiors	June	300	800
11	Beyond Luxury Media Ltd (LE Miami)	LE Miami	June	669	3,242
12	Florida International Medical Exposition	Florida International Medical Expo	June	300	840
13	Aspen Institute	Aspen Ideas: Climate	June	611	2,713
14	Swimwear Association Of Florida	Swimwear Show	June	250	730
15	Florida Supercon - Reed Exhibitions	Florida Supercon	July	250	600
16	Miami International Auto Show	Miami International Auto Show	September	1,528	8,162
17	World Trade Center Miami	America's Food & Beverage Show	September	150	594
18	Jewelers International Showcase JIS	Fall Jewelers International Showcase	October	1,500	600
19	Les Nouvelles Esthetique & Spa	International Congress on Esthetics	October	170	535
Total				55,921	

Marketing Efforts by the Numbers (Oct 1, 2023 - April 30, 2024)



50+


Campaign reach in International markets



6.7M

Visitor Sessions

+27.4%



273M

Media Impressions



220,870

Attributable Hotel Bookings



1:26

Average Engagement Time



15,827

Travel Agents Trained



1M+

Social Media Followers



12M

Page views

Website Traffic - Top 10 (Oct 1, 2023 - Apr 30, 2024)

Country	Sessions ▾
United States	4,902,545
Canada	226,813
Germany	139,445
Brazil	137,190
France	134,346
Italy	107,336
United Kingdom	101,618
Mexico	79,556
Argentina	62,592
Spain	41,886

6,695,895
+27.4%

Marketing Communications by the Numbers (Oct 2023 - Mar 24)



769

Articles Published



11 Billion

Earned Impressions



\$86.4 Million

Total Earned Media Value

+37%



5%

Average Influencer
Engagement Rate



94

Media Hosted



2.3 Million

Influencer Reach



22

Influencers Hosted

Multicultural Tourism Development

The graphic features a blue header with the logo for the Greater Miami Convention & Visitors Bureau (MAMI) and the text "Tourism Business Enhancement". Below the header is an orange banner with the text: "To advocate, support and strengthen the economic sustainability and access of our multicultural communities and heritage related businesses within Greater Miami and Miami Beach." The main body of the graphic is a grid of six images: a colorful ice cream stand, a group of diverse people clapping, a person playing a trumpet, a city skyline, a person playing a saxophone, and a palm tree with a bright sun.

MAMI GREATER MIAMI CONVENTION & VISITORS BUREAU

Tourism Business Enhancement

To advocate, support and strengthen the economic sustainability and access of our multicultural communities and heritage related businesses within Greater Miami and Miami Beach.

ADVOCATE

SUPPORT

STRENGTHEN

The logo for "Art of Black Miami" features a stylized "10 YEARS" on the left, with the "10" in orange and "YEARS" in a smaller font below it. To the right, the words "ART OF BLACK" are in large, bold, black letters, and "MIAMI" is in a blue, stylized font below it. Further to the right, in smaller text, it says "ORGANIZED BY THE GREATER MIAMI CONVENTION & VISITORS BUREAU".

10 YEARS

ART OF BLACK

MIAMI

ORGANIZED BY
THE GREATER MIAMI
CONVENTION & VISITORS BUREAU



Black Hospitality Initiative

ADVOCACY | TALENT DEVELOPMENT | EDUCATION

ORGANIZED BY THE GREATER MIAMI CONVENTION & VISITORS BUREAU



Chef Jouvens Jean

Black Hospitality Initiative Graduate

★ Asian
★ Culture
FESTIVAL★





WINTER PARTY
FESTIVAL 2024

GAY *cho*



miami
beach
pride

SWEETHEAT



OUTSHINE
LGBTQ+
FILM FESTIVAL

LRGE



MAY 25-27
2024
MEMORIAL DAY WEEKEND
SIZZLE
INTERNATIONAL
MIAMI

Art | Basel Miami Beach



art
wynwood



Sports & Entertainment



June 11 – July 19, 2026



Lisa Luttoff-Perlo

President & CEO

FIFA 2026 World Cup Miami

Host Committee



- CONMEBOL -
COPA AMERICA
USA 2024

June 20 - July 14, 2024



FIFA™
CLUB WORLD CUP
USA 2025

June 15 - July 13, 2025

25th Annual Latin GRAMMY® Awards Returns to Miami



**Thursday, November 14,
2024**

Kaseya Center

Welcoming Responsibly



CERTIFIED AUTISM CENTER

The International Board of Credentialing and
Continuing Education Standards hereby certifies that

Greater Miami Convention and Visitors Bureau

has successfully fulfilled the requirements as a Certified Autism Center.

*The Certified Autism Center (CAC) credential is awarded to organizations working with autistic individuals.
The CAC recognizes education, experience, and commitment of organizations worldwide.*



Myron Pincomb, IBCCES Board Chairman



Dr. Stephen Shore, IBCCES Board Member

IBCCES International Board of Credentialing
and Continuing Education Standards

Valid Thru 12-19-2025
CAC24658220

Accessibility Program Launch - Phase 1

Wheel the World Certified Partners



MIAMI
GREATER MIAMI & MIAMI BEACH

FACILITIES

- Miami Beach Convention Center
1901 Convention Center Drive

HOTELS

- 1 Hotel & Spa
2361 Collins Avenue
- AxelBeach Miami
1500 Collins Avenue
- Eden Roc Miami Beach
4525 Collins Avenue
- Fountains&Beach Miami Beach
4441 Collins Avenue
- Hotel Greystone
1920 Collins Avenue
- Kimpton Surfcomber
1717 Collins Avenue
- Loews Miami Beach
1601 Collins Avenue
- National Hotel
1677 Collins Avenue
- Royal Palm South Beach
1545 Collins Avenue
- W South Beach
2201 Collins Avenue

ARTS & CULTURE

- Adrienne Arsht Center for the Performing Arts
1300 Biscayne Boulevard
- The Bary
2100 Collins Avenue
- Colony Theatre
1140 Lincoln Road
- The Fillmore Miami Beach
1700 Washington Avenue
- Frost Museum of Science
1101 Biscayne Boulevard
- Jewish Museum of Florida-FIU
801 Washington Avenue
- Miami Children's Museum
180 MacArthur Causeway
- New World Center
500 17th Street
- Pérez Art Museum Miami
1103 Biscayne Boulevard
- The Wolfsonian-FIU
1001 Washington Avenue

ATTRACTIONS

- Jungle Islands
1111 Parrot Jungle Trail
- Miami Beach — Beaches
Ocean Drive & Collins Avenue
- Miami Beach Botanical Garden
2000 Convention Center Drive
- Museum of Illusions
536 Lincoln Road
- Rooftop Cinema Club South Beach
1212 Lincoln Road, 6th Level

SHOPPING

- Lincoln Road Shopping District
Lincoln Road

VISITOR CENTERS

- Art Deco Welcome Center
1001 Ocean Drive
- Miami Beach Visitor Center
100 16th Street, Suite 6
- LOFT Visitor Center
1130 Washington Avenue

MiamiandMiamiBeach.com



Sustainable Tourism Partnership



Looking Ahead



Door Prize!

**American
Airlines**



Thank You Sponsors



Thank You Partners



