

Miami-Dade County Industry Updates

May 2026



American Airlines, United Airlines Announce Return of Flights to Venezuela



American Airlines is launching service to Caracas, Venezuela for the first time in seven years, with tickets on sale for purchase now.

The service **begins April 30**, and will be **operated by Envoy**, a subsidiary of American, on an Embraer 175 dual-class aircraft. The new route will fly between **Miami, Florida (MIA) and Caracas, Venezuela (CCS)** once daily.

American operated flights to Venezuela in 1987 and stopped in 2019. The airline announced its intention to restart operations to Venezuela just weeks after the Trump Administration's military operations to capture Venezuelan President Maduro back in January, 2026.

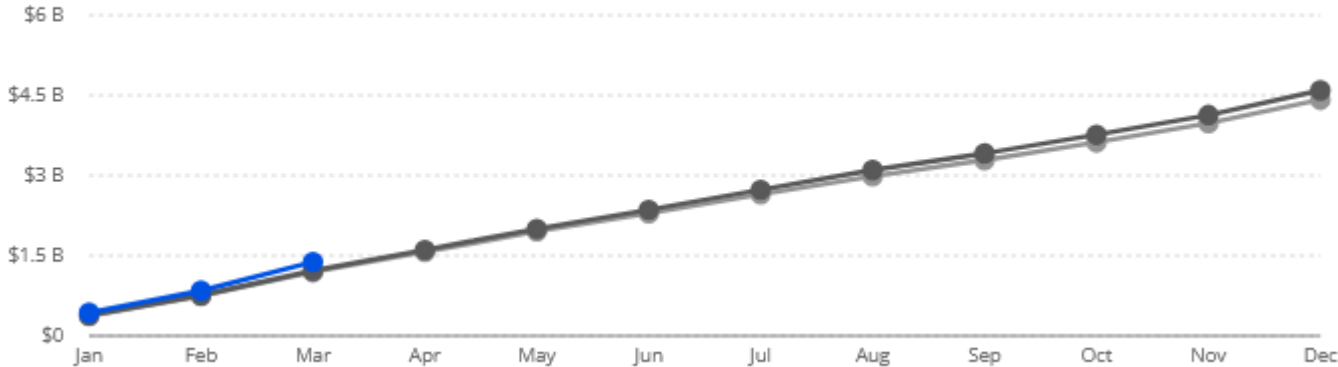
Following the announcement that American had applied with the government to restart operations, **the United States' State Department reduced its travel advisory warning for Venezuela from a Level 4, urging all Americans not to travel there, to a Level 3, urging them to reconsider any planned travel to Venezuela.**

United Airlines will become the second American-based air carrier to resume nonstop daily flights to Caracas, Venezuela, beginning August 11. The new route is the first time the airline is flying to Venezuela since it suspended service in June, 2017. The route will fly between **George Bush Intercontinental Airport in Houston and Simón Bolívar International Airport in Caracas on a Boeing 737 MAX 8.** In an unusual comment on the new route, U.S. Transportation Secretary Sean Duffy told reporters that *"This specific flight will be critical to ferrying oil sector workers into the country as the U.S. and Venezuela work together to expand production and generate new economic opportunities."*

Q1 2026 Miami-Dade Domestic (Including Florida) Visitor Spending - VISA

Rank	Region (CBSA)	Spend	% YOY
1	New York	\$151,129,719	12%
2	Orlando	\$51,365,700	12%
3	Chicago	\$37,448,788	16%
4	Los Angeles	\$32,524,074	0%
5	Washington, DC	\$32,115,417	11%
6	Tampa	\$27,367,215	8%
7	Seattle	\$26,398,310	198%
8	Detroit	\$25,730,045	21%
9	Atlanta	\$25,121,377	19%
10	Boston	\$22,627,733	5%
11	Dallas	\$20,279,381	48%
12	Philadelphia	\$19,756,252	18%
13	Houston	\$19,017,911	31%
14	Cape Coral-Fort Myers	\$16,929,925	0%
15	San Francisco	\$13,077,116	12%
16	Jacksonville	\$12,764,889	22%
17	Charlotte	\$11,953,475	35%
18	Naples	\$11,784,242	-8%
19	Las Vegas	\$11,368,227	2%
20	Baltimore	\$11,211,836	-10%

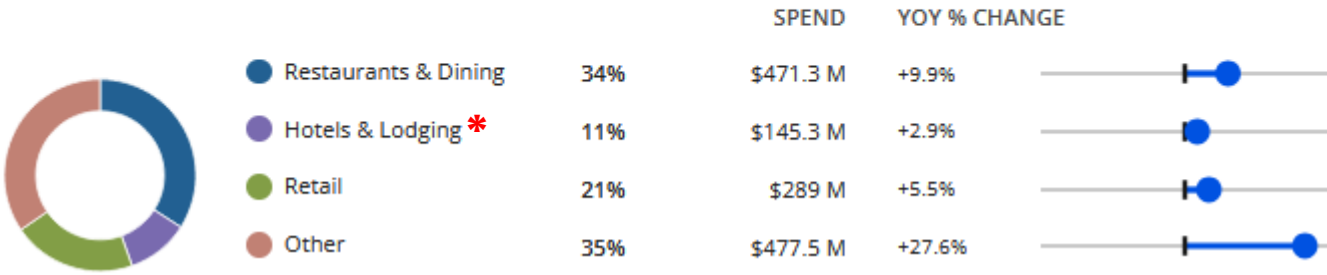
Legend ● 2024 ● 2025 ● 2026



MARKET SEGMENTS

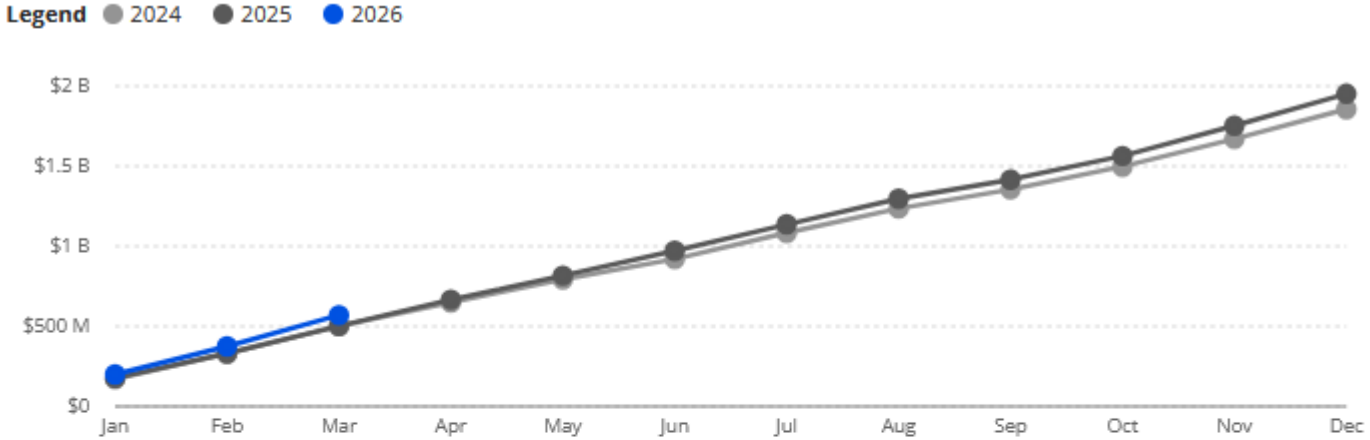
Current Period: JAN (01) - MAR (03) 2026

Here is a breakout of primary market segments and year-over-year change.



Q1 2026 Miami-Dade International Visitor Spending - VISA

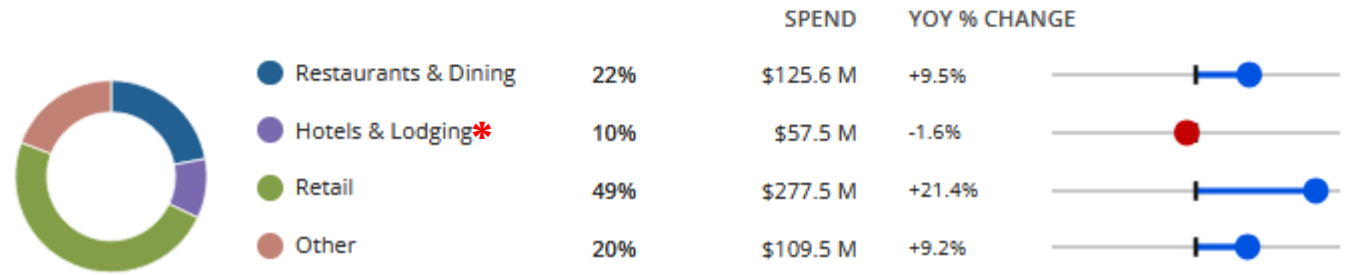
Rank	Country	Spend	% YOY
1	Canada	\$64,792,571	-5%
2	Brazil	\$53,101,376	30%
3	Argentina	\$51,956,800	38%
4	Peru	\$33,541,681	28%
5	United Kingdom	\$21,139,711	14%
6	France	\$20,436,186	3%
7	Colombia	\$19,486,732	31%
8	Mexico	\$19,210,406	8%
9	Dominican Republic	\$16,479,613	62%
10	Puerto Rico	\$16,442,215	84%
11	Panama	\$16,177,967	-1%
12	Chile	\$14,243,561	0%
13	Ecuador	\$14,171,560	14%
14	Guatemala	\$12,201,467	9%
15	Switzerland	\$11,920,093	16%
16	Honduras	\$11,669,981	-1%
17	Spain	\$11,297,875	13%
18	Bahamas	\$9,298,726	12%
19	Germany	\$9,115,559	-7%
20	Costa Rica	\$8,389,954	22%



MARKET SEGMENTS

Current Period: JAN (01) - MAR (03) 2026

Here is a breakout of primary market segments and year-over-year change.



Q1 2026 Miami-Dade County Domestic (Non-Florida) & International Visitation

Overnight Visitors			
Segment	Q1 2025	Q1 2026	% YOY
Domestic	2,961,000	2,943,000	-1%
International	1,336,000	1,371,000	3%
Total D + I Overnight	4,297,000	4,314,000	0%

Day Visitors			
Segment	Q1 2025	Q1 2026	% YOY
Domestic	734,000	730,000	-1%
International	320,000	330,000	3%
Total D + I Day	1,054,000	1,060,000	1%

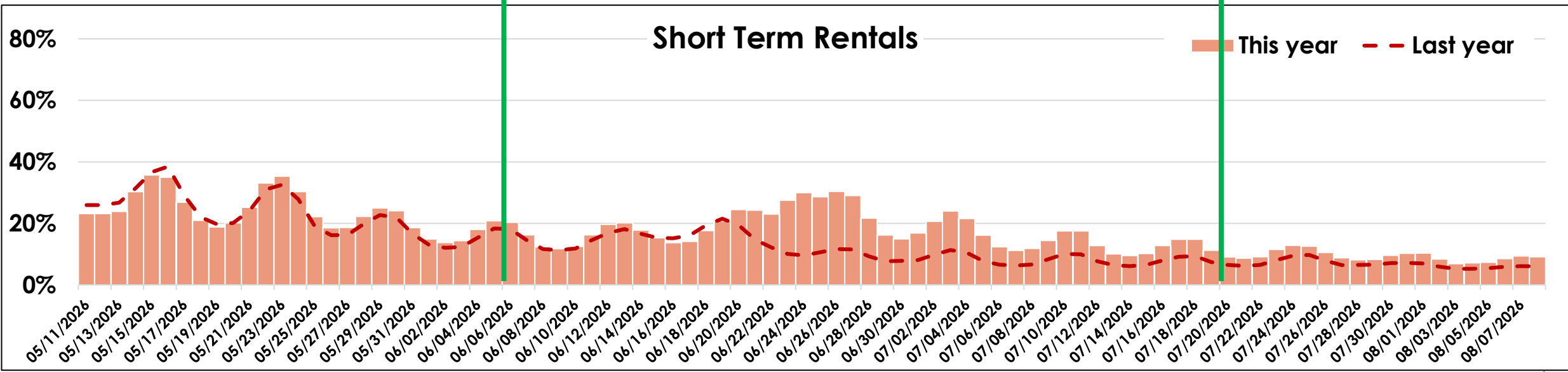
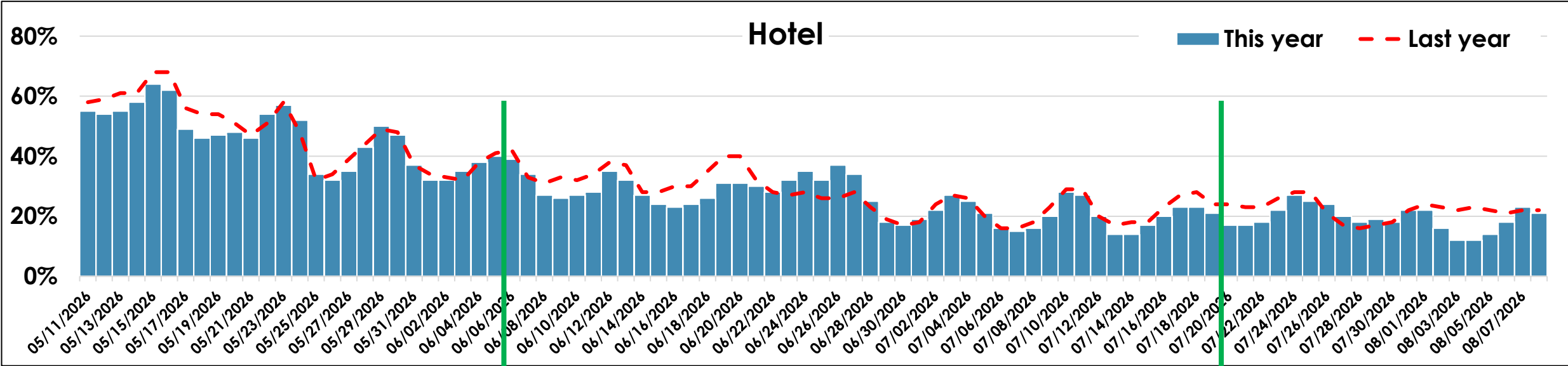
Total Visitors			
Segment	Q1 2025	Q1 2026	% YOY
Total Domestic	3,695,000	3,673,000	-1%
Total International	1,657,000	1,701,000	3%
Total D + I Visitors	5,352,000	5,374,000	0%

194* – First Port of Entry: MIA/FLL/Port Everglades				
Rank	Country	2025	2026	% YOY
1	Brazil	189,882	179,617	-5%
2	Argentina	134,570	152,723	13%
3	United Kingdom	108,653	124,861	15%
4	Colombia	94,815	115,499	22%
5	France	61,069	59,220	-3%
6	Ecuador	39,590	56,114	42%
7	Italy	49,960	53,152	6%
8	Peru	47,952	49,937	4%
9	Spain	44,933	49,163	9%
10	Germany	50,512	46,447	-8%

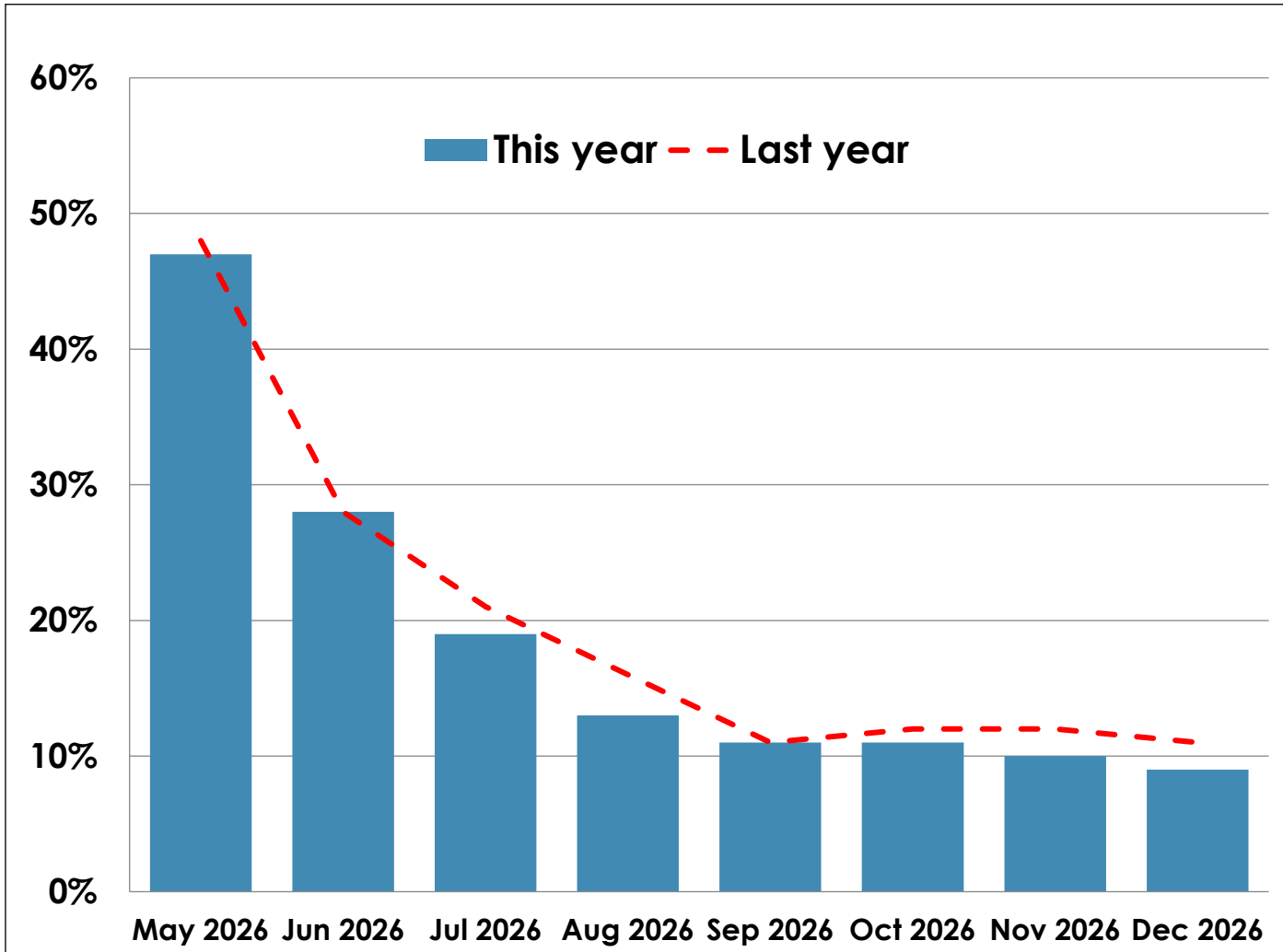
Miami-Dade Regional Hotel Performance: Past 28 Days Ending May 9

Area	Occupancy	% YOY	ADR	% YOY	RevPAR	% YOY
Miami-Dade	78.5%	0.1%	\$280.80	9.0%	\$220.56	9.1%
Airport/Civic Center	80.4%	-2.6%	\$155.58	10.5%	\$125.14	7.7%
Aventura/Sunny Isles	73.8%	-5.6%	\$304.15	-2.4%	\$224.58	-7.9%
Central Dade	82.9%	4.6%	\$155.07	7.7%	\$128.62	12.7%
Coconut Grove/Key Biscayne	80.8%	2.4%	\$328.46	12.2%	\$265.36	14.9%
Coral Gables	82.1%	4.5%	\$270.15	12.3%	\$221.77	17.4%
Doral	80.0%	-4.3%	\$176.71	7.7%	\$141.35	3.1%
Downtown Miami/Brickell	81.2%	7.4%	\$286.09	6.2%	\$232.40	14.1%
Miami Beach	78.5%	-1.1%	\$380.29	10.2%	\$298.49	9.1%
North Dade	75.1%	2.1%	\$157.88	18.5%	\$118.58	21.0%
South Dade	70.3%	-2.7%	\$113.39	11.0%	\$79.73	8.0%
Surfside/Bal Harbour	68.5%	-1.5%	\$802.11	1.5%	\$549.12	0.0%
Broward	76.1%	1.5%	\$202.09	3.5%	\$153.84	5.1%
Orlando	75.2%	1.1%	\$229.43	2.1%	\$172.45	3.2%
Palm Beach	74.4%	1.5%	\$296.98	0.8%	\$221.09	2.2%

Miami-Dade County Paid Lodging Reserved Occupancy Next 90 Days



Miami-Dade County Hotel Reserved Occupancy



Month	This year	Last year	As of 5/4	As of 4/6
May 2026	47%	48%	-1	-2
Jun 2026	28%	28%	0	0
Jul 2026	19%	21%	-2	-1
Aug 2026	13%	16%	-3	-3
Sep 2026	11%	11%	0	-1
Oct 2026	11%	12%	-1	-1
Nov 2026	10%	12%	-2	-2
Dec 2026	9%	11%	-2	0

GET READY!!


MIAMI BEACH KICK OFF CONCERT

MIAMI BEACH
JUNE 11th




COPA DEL SOL

LUMMUS PARK - MIAMI BEACH
JUNE 5th - 7th



REEFLINE ART OF THE GAME

REEF LINE - MIAMI BEACH
JUNE 14th - June 28th



Trump Administration Suspends \$15K Visa Bond Requirements For 2026 World Cup

In a major move to streamline international travel ahead of the 2026 FIFA World Cup, the Trump administration announced this week the immediate suspension of visa bond requirements for confirmed ticket holders. The decision is aimed at reducing financial barriers — these bonds can cost as much as \$15,000 — and administrative delays for fans traveling to the United States for the tournament.

The policy change applies to international visitors who have secured official match tickets and are applying for B-1/B-2 visitor visas. Traditionally, visa bonds have been used as a financial guarantee to ensure visitors return to their home countries; however, officials stated that the high-profile nature of the tournament and the vetting process for ticket holders warrant this temporary waiver.

The suspension is part of a broader strategy led by the [White House World Cup Task Force](#), which was established to coordinate logistics across federal agencies. With matches set to take place across 11 U.S. host cities, the Department of State has also been directed to prioritize visa interview appointments for tournament attendees to prevent backlogs.

Economic analysts predict that the 2026 World Cup will generate billions in revenue for the U.S. hospitality and tourism sectors. By removing the bond requirement, the government expects to see a significant uptick in travel from emerging markets where financial guarantees have historically been a deterrent. **The waiver is set to remain in effect through the duration of the tournament, ending in late July 2026.**

Are FIFA Ticket Prices Dropping?





 worldredeye  • Follow
Miami, Florida


 worldredeye  1d
With exactly one month until the start of [@fwc26miami](#), fans looking to catch the action in Miami are seeing a welcome shift in pricing.


After soaring into the five-figure range just weeks ago, tickets for matches at [@hardrockstadium](#) have dropped significantly, now ranging from approximately \$1,750 to \$8,000 depending on the matchup. Miami is set to host seven matches throughout the tournament, including group stage games featuring Brazil, Portugal, Uruguay, and Colombia, as well as a quarter-final and the bronze final.


As the largest [@fifaworldcup](#) in history prepares to unfold across the U.S., Mexico, and Canada, demand remains high — but availability is still open through FIFA's official ticketing platform.



While resale sites like [@stubhub](#), [@ticketmaster](#), [@vividseats](#), and [@seatgeek](#) also offer tickets, [@fifa](#) continues to urge fans to purchase directly through its official marketplace to avoid potential risks associated with third-party sellers.

 buitragram81 14h
Arabia vs Uruguay... the cheapest ticket cost 600 dollars... imposible 
3 likes Reply

 lukas_thebuilder 5h
Only the game no one wants to see..... Saudi and Cabo verde
Like Reply

 gelcys 5h
So now the slightly less rich can attend... how nice for them
Like Reply

 training_inthezone 20h
"Miami is not feeling it"!!!
Like Reply

 l_negro 1d
Not for the Colombia vs Portugal game 
12 likes Reply

World Cup Ticket Resale Prices Are Falling, Including For USA Opener vs. Paraguay

Resale ticket prices for nearly every [2026 World Cup game](#) have declined in recent weeks, with tickets to dozens of matches — including the U.S. opener — now available for less than FIFA’s list price in the same category.

Generally, the prices on third-party sites and FIFA’s own resale platform remain higher than those on the primary market, a sign of high demand — or at least perceived demand.

But with the World Cup now just over one month away, the regression long anticipated by experts seems to have begun. Over the past 14 days, the so-called “get-in price” — for the cheapest available ticket — has fallen for 76 of the tournament’s 78 matches in the United States, according to [TicketData.com](#), which tracks prices on sites such as StubHub, Vivid Seats and SeatGeek.

For exactly half of those games, the get-in price fell by 20% or more over that two-week timespan, according to TicketData. It also fell for the vast majority of games over the past 30 days, seven days and three days, a sign that the trend is both sustained and ongoing.

As of Wednesday night, however, **25 of the 52 group-stage games in the U.S. showed at least one ticket in at least one category available on the resale marketplace for less than FIFA’s prices — even after taking into account [FIFA’s 15% add-on fees](#).**

The coveted ones, meanwhile, remain more expensive on the secondary market. Even with resale prices declining, they are still higher than primary-market prices in every category for **all knockout matches, and **all group matches featuring at least one of Mexico, Argentina, [Brazil](#), [Portugal](#), [Scotland](#) and Spain.****

Current FIFA Miami Ticket Prices (Resellers)

ticketdata

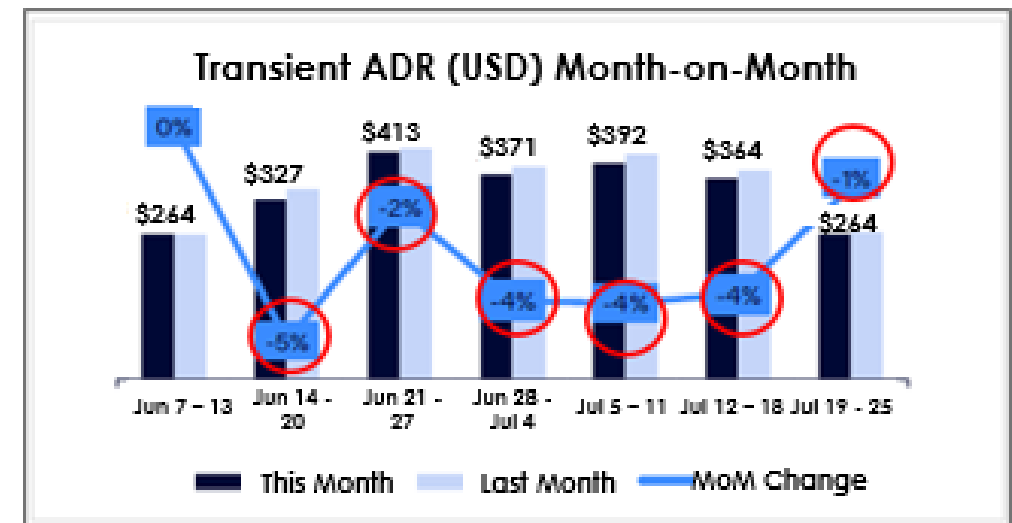
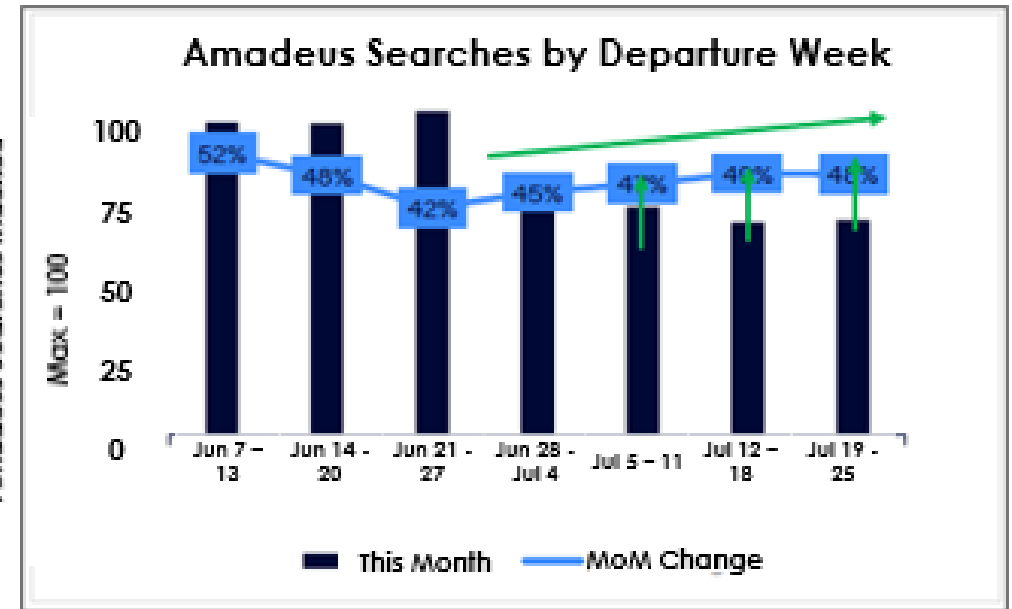
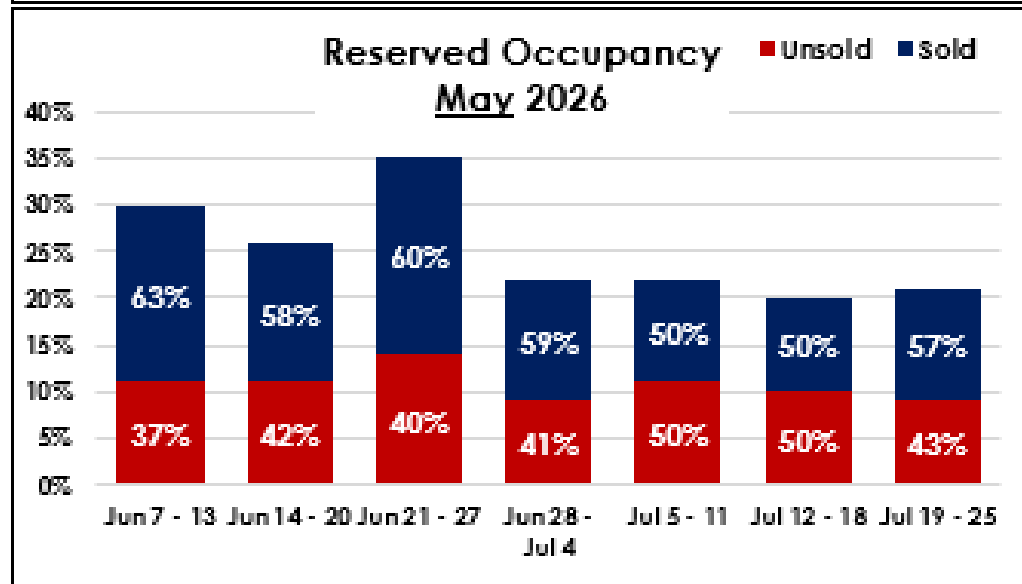
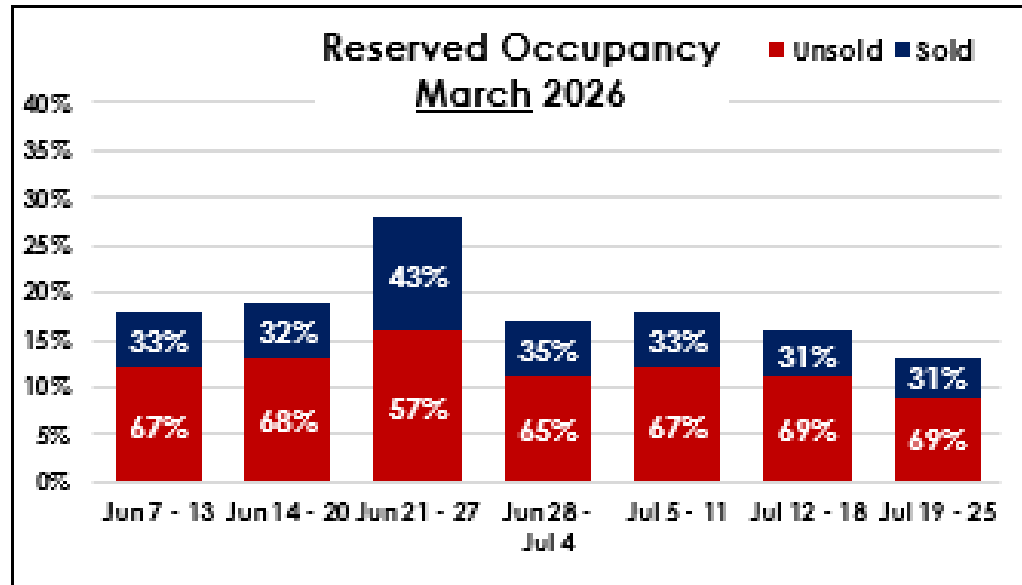
Log in

Searching for world cup

Date	Game	30 days ago	7 days ago	3 days ago	Get-in price (5/17)*	VS 30 days ago	VS 7 days ago	VS 3 days ago
6/15/2026	Saudia Arabia v Uruguay	\$339	\$343	\$333	\$336	-1%	-2%	1%
6/21/2026	Uruguay v Cabo Verde	\$373	\$275	\$310	\$313	-16%	14%	1%
6/24/2026	Scotland v Brazil	\$1,692	\$1,625	\$1,492	\$1,641	-3%	1%	10%
6/27/2026	Colombia v Portugal	\$2,783	\$2,561	\$2,450	\$2,254	-19%	-12%	-8%
7/3/2026	Round of 32	\$1,924	\$1,695	\$1,646	\$1,712	-11%	1%	4%
7/11/2026	Quarterfinal	\$1,971	\$1,831	\$1,812	\$1,794	-9%	-2%	-1%
7/18/2026	Bronze Final	\$1,374	\$860	\$783	\$783	-43%	-9%	flat

*Get-in price: The cheapest available ticket price for this event right now

Miami-Dade Search/Hotel Booking Activity By Week



Miami-Dade County – Reserved Hotel Occupancy* As Of May 11

From 6/14 – 7/19

Saudia Arabia v Uruguay	This year	Last year	% YOY	Colombia v Portugal	This year	Last year	% YOY	Bronze Final	This year	Last year	% YOY
6/14/2026	27%	28%	-4%	6/26/2026	37%	26%	42%	7/17/2026	23%	27%	-15%
6/15/2026	24%	28%	-14%	6/27/2026	34%	28%	21%	7/18/2026	23%	28%	-18%
6/16/2026	23%	30%	-23%	6/28/2026	25%	23%	9%	7/19/2026	21%	24%	-13%

Uruguay v Cabo Verde	This year	Last year	% YOY	Round of 32	This year	Last year	% YOY
6/20/2026	31%	40%	-23%	7/2/2026	22%	24%	-8%
6/21/2026	30%	32%	-6%	7/3/2026	27%	27%	0%
6/22/2026	28%	28%	0%	7/4/2026	25%	26%	-4%

Scotland v Brazil	This year	Last year	% YOY	Quarterfinal	This year	Last year	% YOY
6/23/2026	32%	27%	19%	7/10/2026	28%	29%	-3%
6/24/2026	35%	28%	25%	7/11/2026	27%	29%	-7%
6/25/2026	32%	26%	23%	7/12/2026	20%	20%	0%



Miami-Dade County – Reserved Hotel Occupancy*

Month-Over-Month % Change

Saudia Arabia v Uruguay	Feb 2 to Mar 2	Mar 2 to Apr 6	Apr 6 to May 11
6/14/2026	11%	0%	35%
6/15/2026	11%	-5%	26%
6/16/2026	6%	0%	35%

Colombia v Portugal	Feb 2 to Mar 2	Mar 2 to Apr 6	Apr 6 to May 11
6/26/2026	19%	0%	19%
6/27/2026	16%	0%	17%
6/28/2026	17%	0%	19%

Bronze Final	Feb 2 to Mar 2	Mar 2 to Apr 6	Apr 6 to May 11
7/17/2026	25%	-5%	21%
7/18/2026	19%	0%	21%
7/19/2026	25%	7%	31%

Uruguay v Cabo Verde	Feb 2 to Mar 2	Mar 2 to Apr 6	Apr 6 to May 11
6/20/2026	14%	0%	24%
6/21/2026	14%	0%	20%
6/22/2026	18%	-8%	17%

Round of 32	Feb 2 to Mar 2	Mar 2 to Apr 6	Apr 6 to May 11
7/2/2026	12%	-5%	15%
7/3/2026	21%	-4%	9%
7/4/2026	17%	0%	3%

Scotland v Brazil	Feb 2 to Mar 2	Mar 2 to Apr 6	Apr 6 to May 11
6/23/2026	15%	-7%	14%
6/24/2026	11%	0%	13%
6/25/2026	21%	-3%	14%

Quarterfinal	Feb 2 to Mar 2	Mar 2 to Apr 6	Apr 6 to May 11
7/10/2026	15%	0%	22%
7/11/2026	15%	-4%	23%
7/12/2026	13%	-6%	25%

Miami-Dade County – Reserved STRs Occupancy As Of May 11 From 6/14 – 7/19

Saudia Arabia v Uruguay	This year	Last year	% YOY	Colombia v Portugal	This year	Last year	% YOY	Bronze Final	This year	Last year	% YOY
6/14/2026	18%	17%	7%	6/26/2026	30%	12%	160%	7/17/2026	15%	9%	62%
6/15/2026	15%	15%	0%	6/27/2026	29%	12%	152%	7/18/2026	15%	9%	59%
6/16/2026	14%	15%	-9%	6/28/2026	22%	9%	134%	7/19/2026	11%	7%	51%

Uruguay v Cabo Verde	This year	Last year	% YOY	Round of 32	This year	Last year	% YOY
6/20/2026	24%	19%	26%	7/2/2026	21%	10%	110%
6/21/2026	24%	15%	64%	7/3/2026	24%	11%	112%
6/22/2026	23%	12%	90%	7/4/2026	22%	10%	107%

Scotland v Brazil	This year	Last year	% YOY	Quarterfinal	This year	Last year	% YOY
6/23/2026	28%	10%	174%	7/10/2026	18%	10%	75%
6/24/2026	30%	10%	211%	7/11/2026	18%	10%	77%
6/25/2026	29%	11%	171%	7/12/2026	13%	8%	66%



Miami-Dade County – Reserved STRs Occupancy Month-Over-Month % Change

Saudia Arabia v Uruguay	Feb 2 to Mar 2	Mar 2 to Apr 6	Apr 6 to May 11
6/14/2026	25%	30%	37%
6/15/2026	13%	28%	33%
6/16/2026	14%	29%	33%

Colombia v Portugal	Feb 2 to Mar 2	Mar 2 to Apr 6	Apr 6 to May 11
6/26/2026	11%	19%	28%
6/27/2026	12%	19%	29%
6/28/2026	8%	19%	30%

Bronze Final	Feb 2 to Mar 2	Mar 2 to Apr 6	Apr 6 to May 11
7/17/2026	33%	34%	39%
7/18/2026	17%	53%	38%
7/19/2026	20%	37%	38%

Uruguay v Cabo Verde	Feb 2 to Mar 2	Mar 2 to Apr 6	Apr 6 to May 11
6/20/2026	7%	26%	30%
6/21/2026	13%	15%	24%
6/22/2026	6%	14%	19%

Round of 32	Feb 2 to Mar 2	Mar 2 to Apr 6	Apr 6 to May 11
7/2/2026	18%	25%	27%
7/3/2026	17%	34%	28%
7/4/2026	9%	40%	28%

Scotland v Brazil	Feb 2 to Mar 2	Mar 2 to Apr 6	Apr 6 to May 11
6/23/2026	5%	11%	18%
6/24/2026	5%	11%	18%
6/25/2026	11%	12%	22%

Quarterfinal	Feb 2 to Mar 2	Mar 2 to Apr 6	Apr 6 to May 11
7/10/2026	11%	39%	26%
7/11/2026	11%	39%	26%
7/12/2026	17%	43%	28%

MIA Planned Seat Capacity (Bi-Directional) – June/July 2026



Region	June/July 2025	June/July 2026	% YOY
Africa	7,198	7,456	4%
Caribbean	823,515	814,405	-1%
Central America	352,393	325,558	-8%
Europe	424,665	416,848	-2%
Middle East	57,129	60,949	7%
North America	3,186,121	3,132,293	-2%
- Canada	60,283	61,312	2%
- Mexico	192,654	168,666	-12%
- United States	2,933,184	2,902,315	-1%
South America	637,703	700,945	10%
Total Seats	5,488,724	5,458,454	-1%

South America	June/July 2025	June/July 2026	% YOY
Argentina	65,743	100,370	53%
Brazil	121,829	130,995	8%
Chile	48,298	41,479	-14%
Colombia	248,438	244,568	-2%
Ecuador	40,132	60,354	50%
Peru	83,123	82,350	-1%
Venezuela	0	9,272	↑

Europe	June/July 2025	June/July 2026	% YOY
France	48,446	47,636	-2%
Germany	32,744	22,204	-32%
Italy	33,564	51,672	54%
Portugal	26,079	26,681	2%
Spain	99,420	99,239	0%
Switzerland	18,953	19,520	3%
Turkey	38,346	39,589	3%
United Kingdom	118,041	92,097	-22%

FLL Planned Seat Capacity (Bi-Directional), June/July 2026



Region	June/July 2025	June/July 2026	% YOY
Africa	---	---	---
Caribbean	286,225	206,133	-28%
Central America	114,581	45,208	-61%
Europe	---	---	---
Middle East (Israel)	3,094	0	---
North America	2,562,724	2,463,866	-4%
- Canada	74,777	71,072	-5%
- Mexico	39,307	19,440	-51%
- United States	2,448,640	2,373,354	-3%
South America	118,918	70,329	-41%
<u>Total Seats</u>	3,085,542	2,785,536	-10%

South America	June/July 2025	June/July 2026	% YOY
Argentina	---	---	---
Brazil	30,111	17,413	-42%
Chile	---	---	---
Colombia	86,377	40,716	-53%
Ecuador	2,430	12,200	402%
Peru	---	---	---
Venezuela	---	---	---

Europe	June/July 2025	June/July 2026	% YOY
France	---	---	---
Germany	---	---	---
Italy	---	---	---
Portugal	---	---	---
Spain	---	---	---
Switzerland	---	---	---
Turkey	---	---	---
United Kingdom	---	---	---

In Summary

- Visitation to our destination remains on a solid positive trajectory, with steady lodging occupancy and premium rates. Our visitors are spending like never before and particularly for international visitors, appear to be prioritizing on shopping.
- While reserved hotel occupancy has tended to lag somewhat, it appears that short term bookings have continued to fill in the gaps. In the past 28 days, hotel occupancy has gone up and down but net on par with last year, while the average daily room rates continue to grow remarkably. The short term rental market continues to grow occupancy.
- FIFA is on everyone's minds at this point, and the story for Miami appears positive. We have seen some softness in reserved hotel occupancy across many of the days when games will take place, but the trend has shifted from almost a standstill last month to rising up once again. Transient hotel room rates are also softening; this could be helping sell more rooms.
- FIFA ticket prices are falling around the country for almost every match. The same thing is happening for FIFA Miami on the reseller market. Get your tickets now, looks like there are still a few bargains out there. Some of the hottest games will be in our destination- games that include Brazil, Scotland and Portugal. Games played by Argentina and Mexico are also trending upwards.
- Air capacity at regional airports has fallen for FLL but not so much for Miami. There is still time to book.



Andrew Wobensmith

Director – Research & Business Intelligence

201 S. Biscayne Blvd, Suite 2200

Miami, FL 33131 USA

Main: 305.539.2931

awobensmith@GMCVB.com

MiamiandMiamiBeach.com



For the latest industry news [@GreaterMiamiCVB](https://www.greatermiami.com)



<https://www.miamiandbeaches.com/gmcvb-partners/research-statistics-reporting>